



Stud Diode

Avalanche Diode

SKNa 22

Publish Data

Features


- Avalanche type reverse characteristic
- Reverse voltages up to 5000 V
- Hermetic metal case with ceramic insulator and extra long creepage distances
- Threaded stud ISO M6
- Cooling via heatsinks
- SKN: Anode to stud

Typical Applications

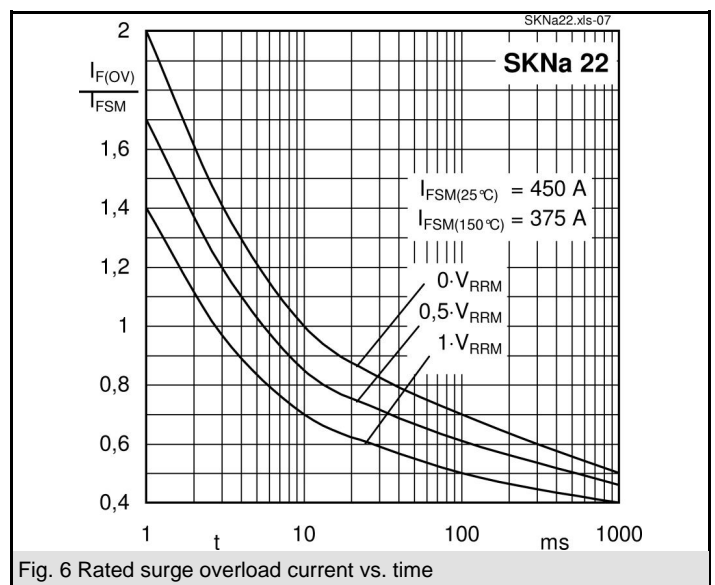
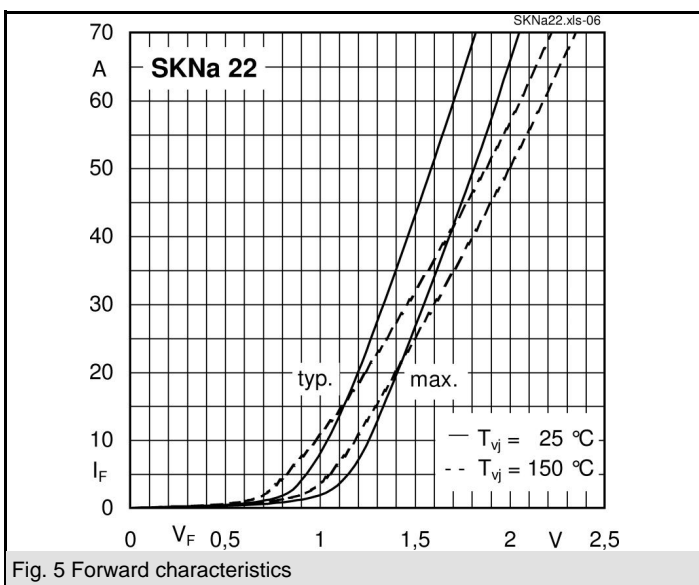
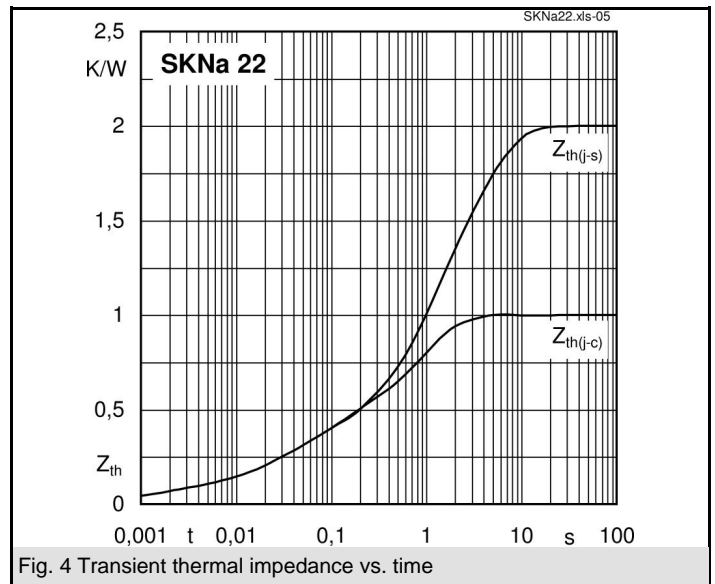
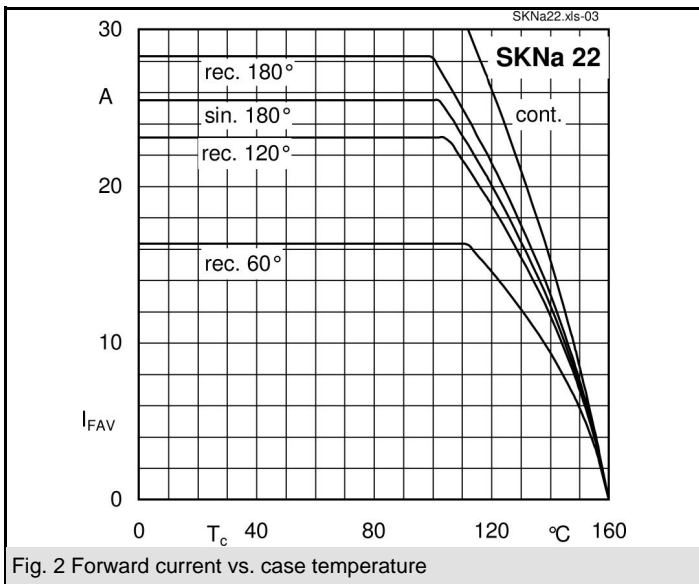
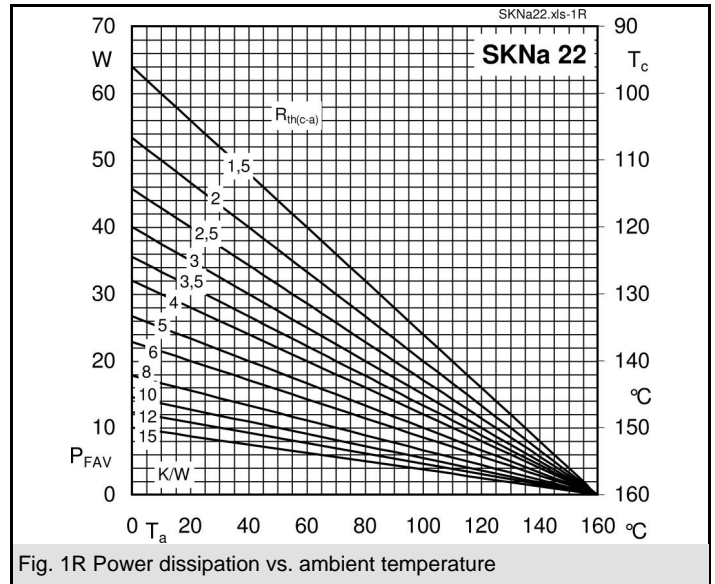
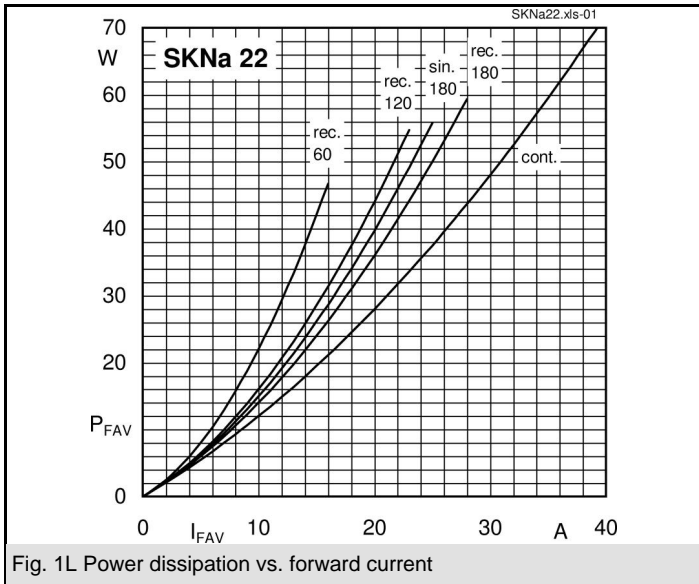
- High voltage rectifier diode for heavy duty applications
- Series connections for high voltage equipments like dust precipitators and high voltage power supplies
- Non-controllable and half-controllable rectifiers
- Free-wheeling diodes

$V_{(BR)min}$	$I_{FRMS} = 40 \text{ A}$ (maximum value for continuous operation)	C_{max}	R_{min}
V	$I_{FAV} = 25 \text{ A (sin. 180; } T_c = 104 \text{ °C)}$	μF	Ω
3600	SKNa 22/36		
4000	SKNa 22/40		
4200	SKNa 22/42		
4500	SKNa 22/45		
4600	SKNa 22/46		
4800	SKNa 22/48		
5000	SKNa 22/50		

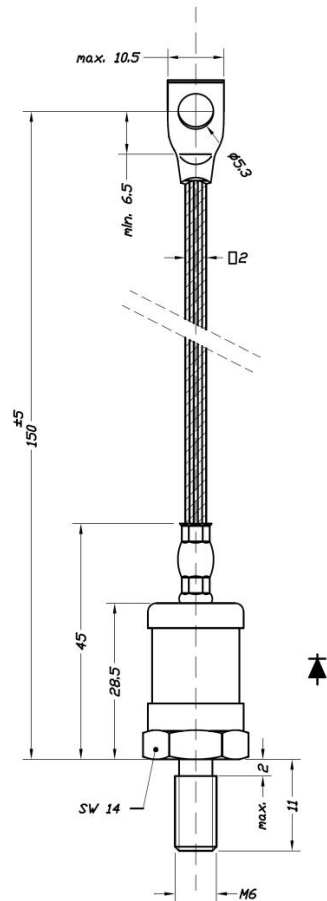
Symbol	Conditions	Values	Units
I_{FAV}	sin. 180 ; $T_c = 104 (120) \text{ °C}$	25 (20)	A
I_D	K 9; $T_a = 45 \text{ °C}$; B2 / B6	16 / 23	A
	K 3; $T_a = 45 \text{ °C}$; B2 / B6	28 / 40	A
I_{FSM}	$T_{vj} = 25 \text{ °C}$; 10 ms	450	A
	$T_{vj} = 160 \text{ °C}$; 10 ms	375	A
i^2t	$T_{vj} = 25 \text{ °C}$; 8,3 ... 10 ms	1000	A ² s
	$T_{vj} = 160 \text{ °C}$; 8,3 ... 10 ms	700	A ² s
V_F	$T_{vj} = 25 \text{ °C}$; $I_F = 60 \text{ A}$	max. 1,95	V
$V_{(TO)}$	$T_{vj} = 150 \text{ °C}$	max. 1	V
r_T	$T_{vj} = 150 \text{ °C}$	max. 20	m Ω
I_{RD}	$T_{vj} = 25 \text{ °C}$; $V_{RD} = V_{(BR)min}$	max. 300	μA
	$T_{vj} = 160 \text{ °C}$; $V_{RD} = V_{(BR)min}$	max. 3	mA
P_{RSM}	$T_{vj} = 160 \text{ °C}$; $t_p = 10 \mu\text{s}$	10	kW
$R_{th(j-c)}$		1	K/W
$R_{th(c-s)}$		1	K/W
T_{vj}		- 40 ... + 160	$^{\circ}\text{C}$
T_{stg}		- 40 ... + 160	$^{\circ}\text{C}$
V_{isol}		-	V~
M_s	to heatsink	2	Nm
		18	lb.in.
a		5 * 9,81	m/s ²
m	approx.	25	g
Case		E 42	



SKN



Dimensions in mm



CASE E 42 (IEC 60191: A 16 M modified)

This technical information specifies semiconductor devices but promises no characteristics. No warranty or guarantee expressed or implied is made regarding delivery, performance or suitability.