

# SKN 135F



**Stud Diode**

## Fast Recovery Rectifier Diode

**SKN 135F**

**SKR 135F**

### Features

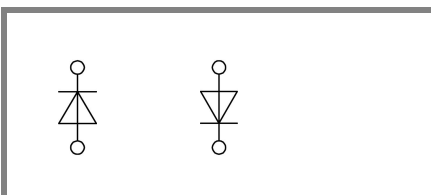
- Small recovered charge
- Soft recovery
- Hermetic metal case with glass insulator
- Threaded stud M12
- SKN: anode to stud;  
SKR: cathode to stud

### Typical Applications\*

- Inverse diode for GTO and asymmetric thyristor
- Inverters and choppers
- A.C. motor control
- Uninterruptible power supplies (UPS)

$V_{RSM}$ V	$V_{RRM}$ V	$I_{FRMS} = 260$ A (maximum value for continuous operation) $I_{FAV} = 135$ A (sin. 180; 1000 Hz; $T_c = 100$ °C)	
800	800	SKN 135F08	SKR 135F08
1000	1000	SKN 135F10	SKR 135F10
1200	1200	SKN 135F12	SKR 135F12

Symbol	Conditions	Values	Units
$I_{FAV}$	sin. 180; $T_c = 85$ (100) °C	160 (135)	A
$I_{FAV}$	K1,1F; $T_a = 35$ °C; sin. 180; 1000 Hz	110	A
$I_{FSM}$	$T_{vj} = 25$ °C; 10 ms	2500	A
	$T_{vj} = 150$ °C; 10 ms	2100	A
$i^2t$	$T_{vj} = 25$ °C; 8,3 ... 10 ms	31000	A <sup>2</sup> s
	$T_{vj} = 150$ °C; 8,3 ... 10 ms	22000	A <sup>2</sup> s
$V_F$	$T_{vj} = 25$ °C; $I_F = 300$ A	max. 1,95	V
$V_{(TO)}$	$T_{vj} = 150$ °C	max. 1,1	V
$r_T$	$T_{vj} = 150$ °C	max. 2,3	mΩ
$I_{RD}$	$T_{vj} = 25$ °C; $V_{RD} = V_{RRM}$	max. 1	mA
$I_{RD}$	$T_{vj} = 150$ °C; $V_{RD} = V_{RRM}$	max. 100	mA
$Q_{rr}$	$T_{vj} = 150$ °C; $I_F = 100$ A,	50	μC
$I_{RM}$	$-di/dt = 100$ A/μs, $V_R = 400$ V	53	A
$t_{rr}$		1900	ns
$E_{rr}$		-	mJ
$R_{th(j-c)}$		0,2	K/W
$R_{th(c-s)}$		0,08	K/W
$T_{vj}$		- 40 ... + 150	°C
$T_{stg}$		- 55 ... + 150	°C
$V_{isol}$		-	V~
$M_s$	to heatsink	10	Nm
$a$		5 * 9,81	m/s <sup>2</sup>
$m$	approx.	100	g
Case	135F	E 14	



**SKN**

**SKR**

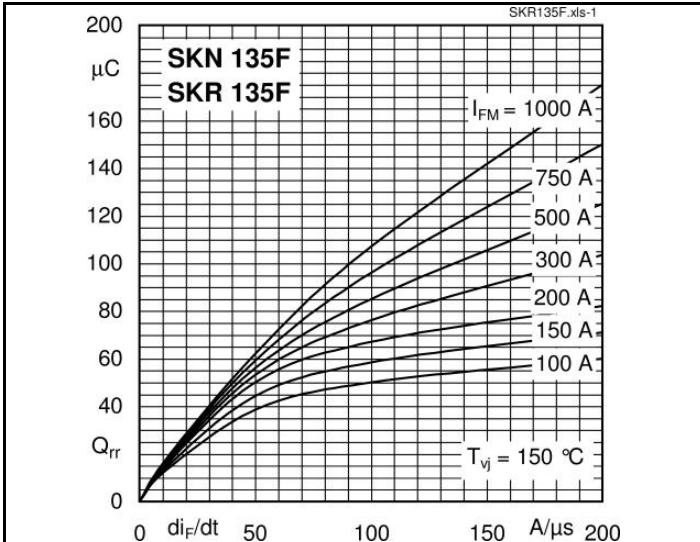


Fig. 1 Typ. recovery charge vs. current decrease

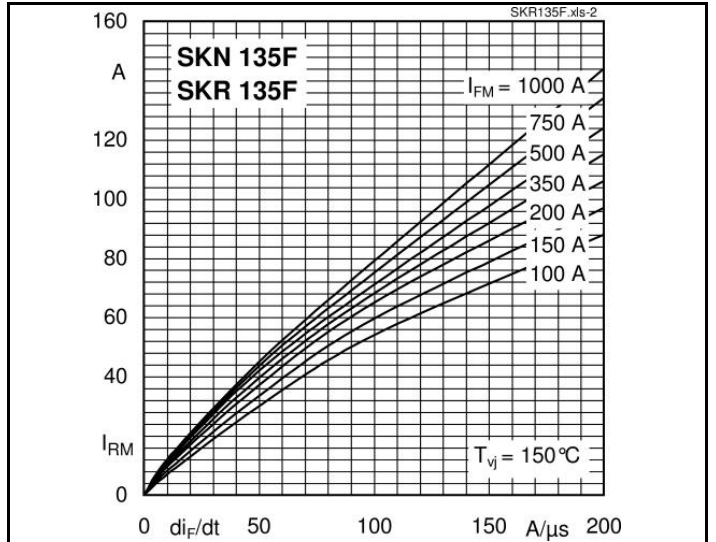


Fig. 2 Peak recovery current vs. current decrease

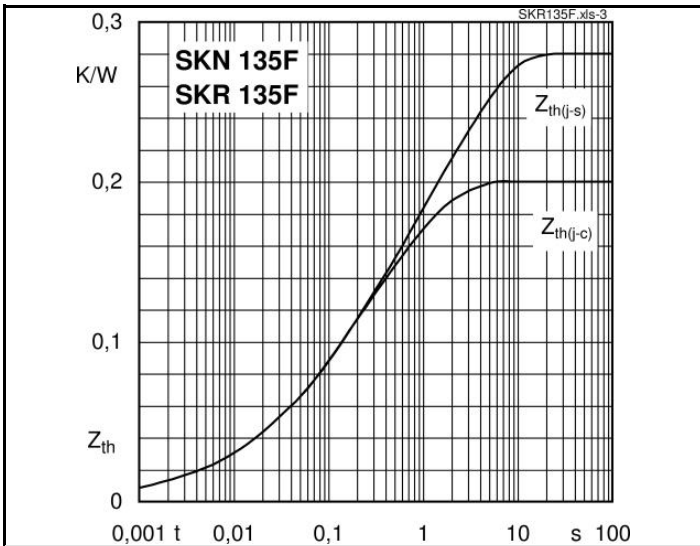


Fig. 3 Transient thermal impedance vs. time

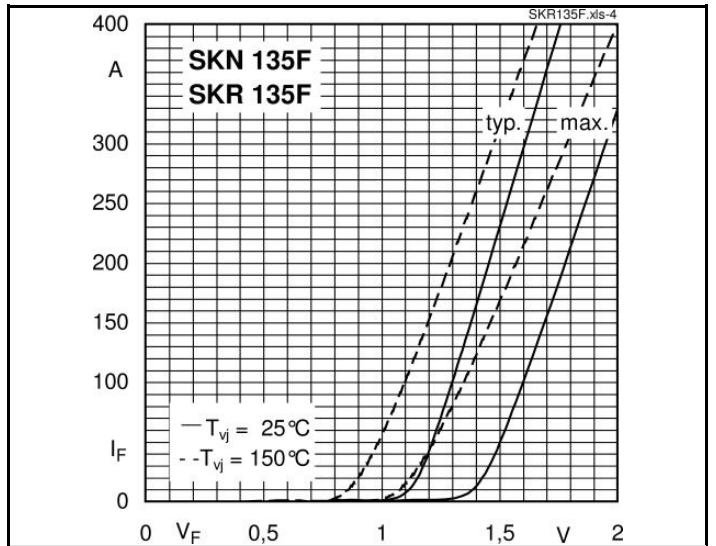


Fig. 4 Forward characteristics

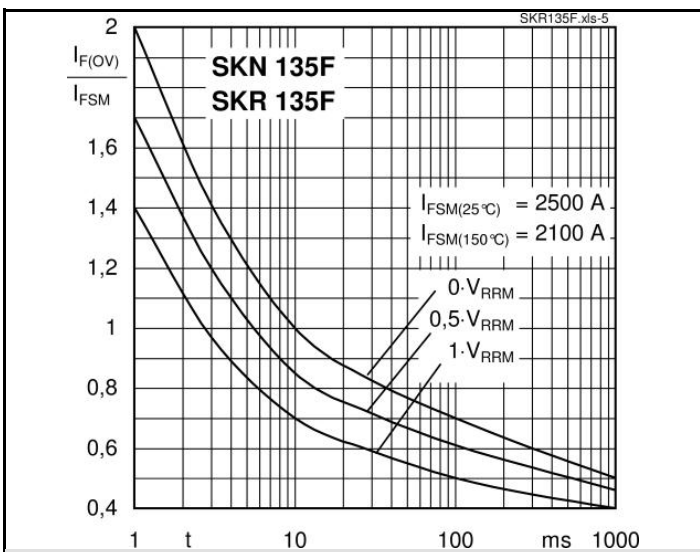
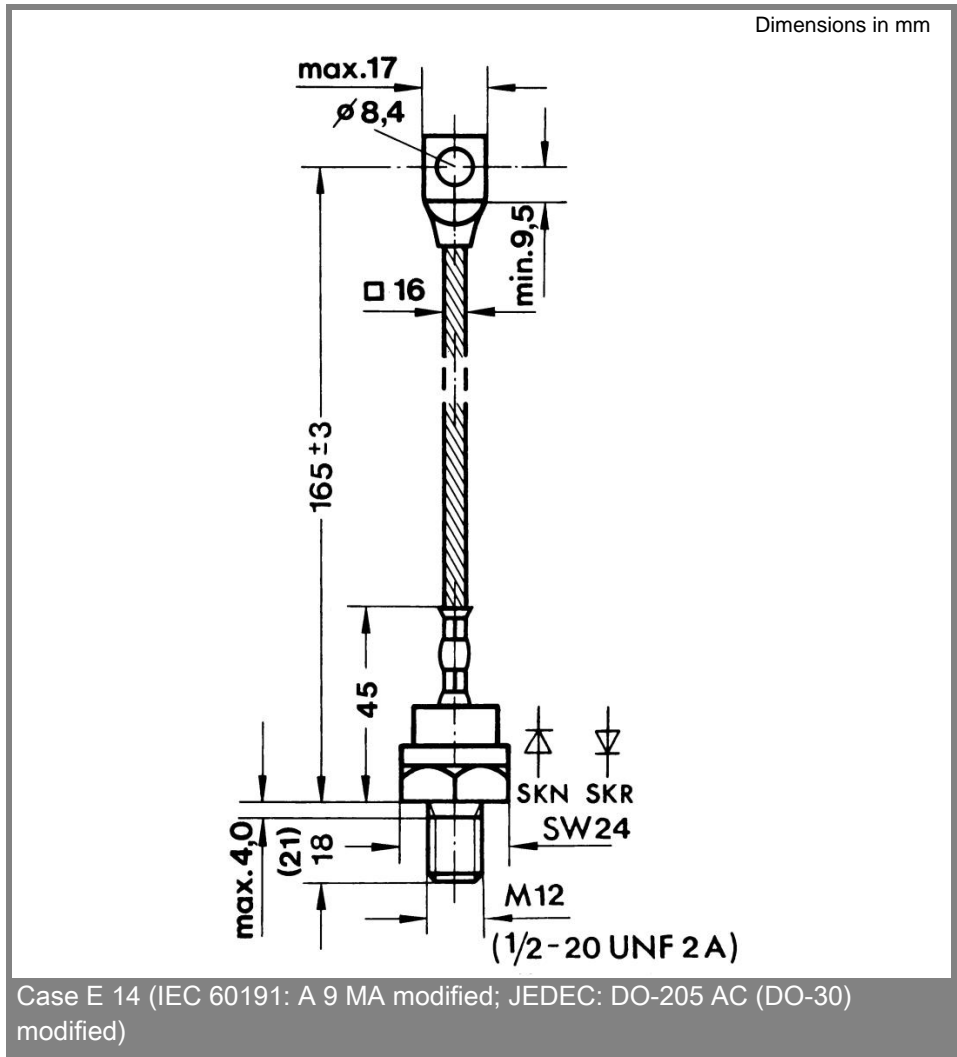


Fig. 5 Surge overload current vs. time



\* The specifications of our components may not be considered as an assurance of component characteristics. Components have to be tested for the respective application. Adjustments may be necessary. The use of SEMIKRON products in life support appliances and systems is subject to prior specification and written approval by SEMIKRON. We therefore strongly recommend prior consultation of our personal.