

SKM 100GB128D



SEMITRANS[®] 2

SPT IGBT Module


SKM 100GB128D

Features

- SPT = Soft-Punch-Through technology
- V_{CEsat} with positive temperature coefficient
- High short circuit capability, self limiting to $6 \times I_C$

Typical Applications

- AC inverter drives
- UPS
- Electronic welders at f_{sw} up to 20 kHz



GB

Absolute Maximum Ratings		$T_C = 25\text{ °C}$, unless otherwise specified			
Symbol	Conditions	Values			Units
IGBT					
V_{CES}	$T_j = 25\text{ °C}$	1200			V
I_C	$T_j = 150\text{ °C}$	$T_C = 25\text{ °C}$	145		A
		$T_C = 80\text{ °C}$	105		A
I_{CRM}	$I_{CRM} = 2 \times I_{Cnom}$, $t_p = 1\text{ ms}$	150			A
V_{GES}		± 20			V
t_{psc}	$V_{CC} = 600\text{ V}$; $V_{GE} \leq 20\text{ V}$; $T_j = 125\text{ °C}$ $V_{CES} < 1200\text{ V}$	10			μs
Inverse Diode					
I_F	$T_j = 150\text{ °C}$	$T_{case} = 25\text{ °C}$	95		A
		$T_{case} = 80\text{ °C}$	65		A
I_{FRM}	$I_{FRM} = 2 \times I_{Fnom}$, $t_p = 1\text{ ms}$	150			A
I_{FSM}	$t_p = 10\text{ ms}$; sin.	$T_j = 150\text{ °C}$	720		A
Module					
$I_{t(RMS)}$		200			A
T_{vj}		- 40... + 150			$^{\circ}\text{C}$
T_{stg}	$T_{OPERATION} \leq T_{stg}$	- 40... + 125			$^{\circ}\text{C}$
V_{isol}	AC, 1 min.	4000			V

Characteristics		$T_C = 25\text{ °C}$, unless otherwise specified			
Symbol	Conditions	min.	typ.	max.	Units
IGBT					
$V_{GE(th)}$	$V_{GE} = V_{CE}$, $I_C = 3\text{ mA}$	4,5	5,5	6,45	V
I_{CES}	$V_{GE} = 0\text{ V}$, $V_{CE} = V_{CES}$		0,1	0,3	mA
V_{CE0}		$T_j = 25\text{ °C}$	1		V
		$T_j = 125\text{ °C}$	0,9		V
r_{CE}	$V_{GE} = 15\text{ V}$	$T_j = 25\text{ °C}$	13		$\text{m}\Omega$
		$T_j = 125\text{ °C}$	16		$\text{m}\Omega$
$V_{CE(sat)}$	$I_{Cnom} = 75\text{ A}$, $V_{GE} = 15\text{ V}$	$T_j = 25\text{ °C}$ chiplev.	1,9		V
		$T_j = 125\text{ °C}$ chiplev.	2,1		V
C_{res}	$V_{CE} = 25$, $V_{GE} = 0\text{ V}$	$f = 1\text{ MHz}$	6,2		nF
C_{oes}			0,74		nF
C_{res}			0,71		nF
Q_G	$V_{GE} = -8\text{ V} - +20\text{ V}$	860			nC
R_{Gint}	$T_j = 25\text{ °C}$	5			Ω
$t_{d(on)}$	$R_{Gon} = 4,7\ \Omega$	$V_{CC} = 600\text{ V}$ $I_{Cnom} = 75\text{ A}$	175		ns
t_r			38		ns
E_{on}			9		mJ
$t_{d(off)}$	$R_{Goff} = 4,7\ \Omega$	$T_j = 125\text{ °C}$ $V_{GE} = \pm 15\text{ V}$	370		ns
t_f			65		ns
E_{off}			7,5		mJ
$R_{th(j-c)}$	per IGBT	0,21			K/W



SEMITRANS[®] 2

SPT IGBT Module

SKM 100GB128D

Features

- SPT = Soft-Punch-Through technology
- V_{CEsat} with positive temperature coefficient
- High short circuit capability, self limiting to $6 \times I_C$

Typical Applications

- AC inverter drives
- UPS
- Electronic welders at f_{sw} up to 20 kHz



GB

Characteristics						
Symbol	Conditions	min.	typ.	max.	Units	
Inverse Diode						
$V_F = V_{EC}$	$I_{Fnom} = 75 \text{ A}; V_{GE} = 0 \text{ V}$		$T_j = 25 \text{ }^\circ\text{C}$	2	2,5	V
			$T_j = 125 \text{ }^\circ\text{C}$	1,8		V
V_{F0}			$T_j = 25 \text{ }^\circ\text{C}$	1,1	1,2	V
r_F			$T_j = 25 \text{ }^\circ\text{C}$	12	17,3	m Ω
I_{RRM}	$I_{Fnom} = 75 \text{ A}$ $di/dt = 2800 \text{ A}/\mu\text{s}$		$T_j = 125 \text{ }^\circ\text{C}$	88		A
Q_{rr}				13		μC
E_{off}	$V_{GE} = -15 \text{ V}; V_{CC} = 600 \text{ V}$			3,9		mJ
$R_{th(j-c)D}$	per diode			0,5		K/W
Module						
L_{CE}				30		nH
$R_{CC'+EE'}$	res., terminal-chip		$T_{case} = 25 \text{ }^\circ\text{C}$	0,75		m Ω
			$T_{case} = 125 \text{ }^\circ\text{C}$	1		m Ω
$R_{th(c-s)}$	per module			0,05		K/W
M_s	to heat sink M6			3	5	Nm
M_t	to terminals M5			2,5	5	Nm
w				160		g

This is an electrostatic discharge sensitive device (ESDS), international standard IEC 60747-1, Chapter IX.

This technical information specifies semiconductor devices but promises no characteristics. No warranty or guarantee expressed or implied is made regarding delivery, performance or suitability.

SKM 100GB128D



SEMITRANS[®] 2

SPT IGBT Module


SKM 100GB128D

Features

- SPT = Soft-Punch-Through technology
- V_{CEsat} with positive temperature coefficient
- High short circuit capability, self limiting to $6 \times I_C$

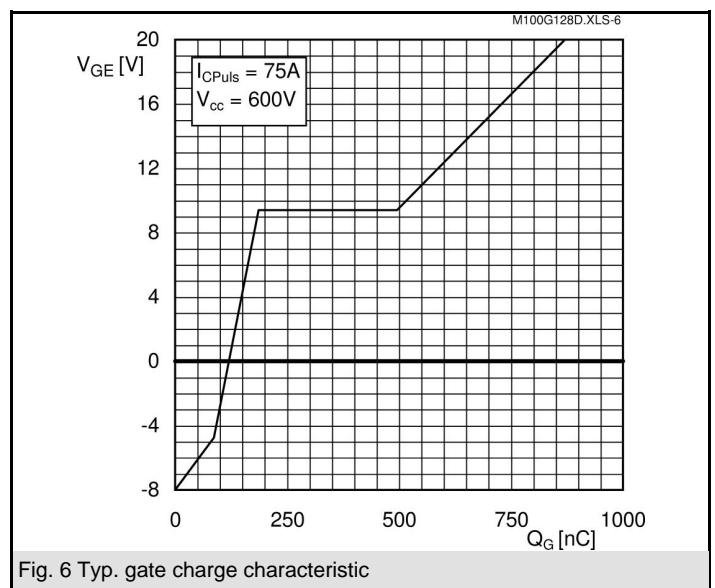
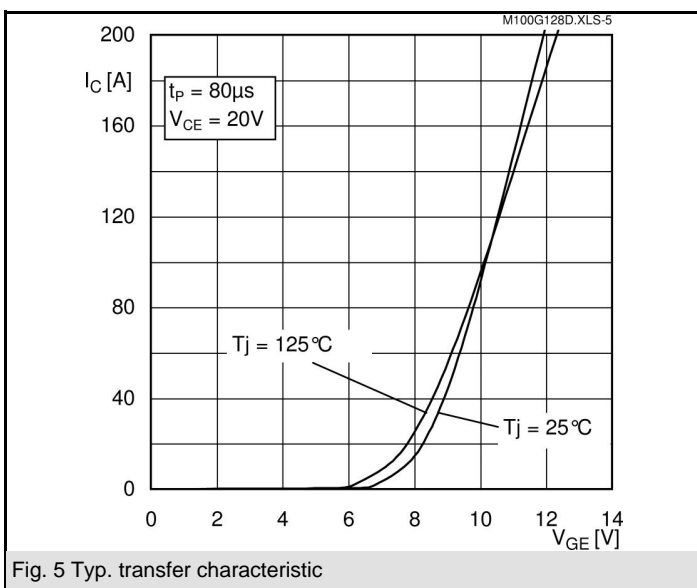
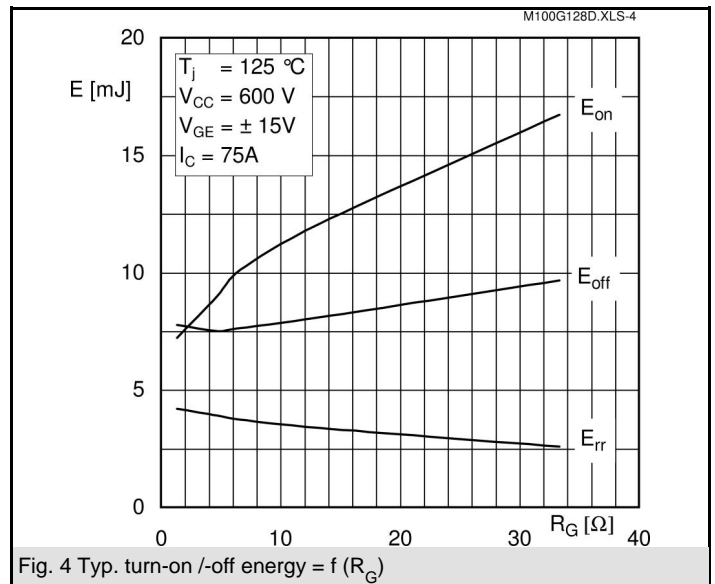
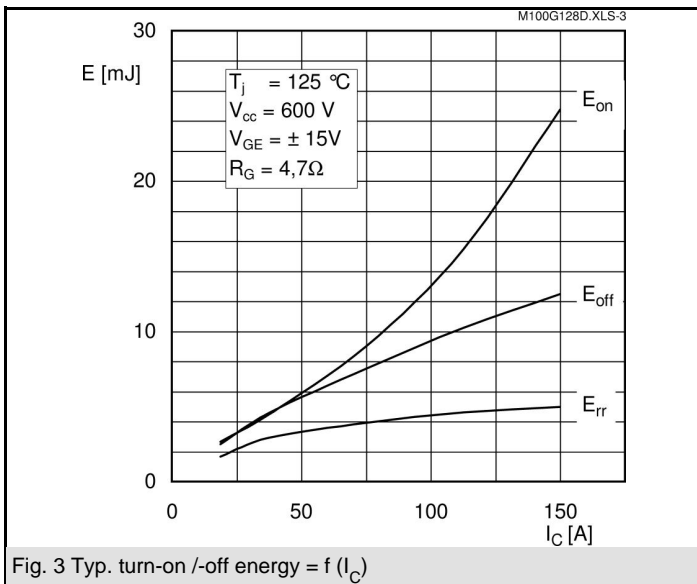
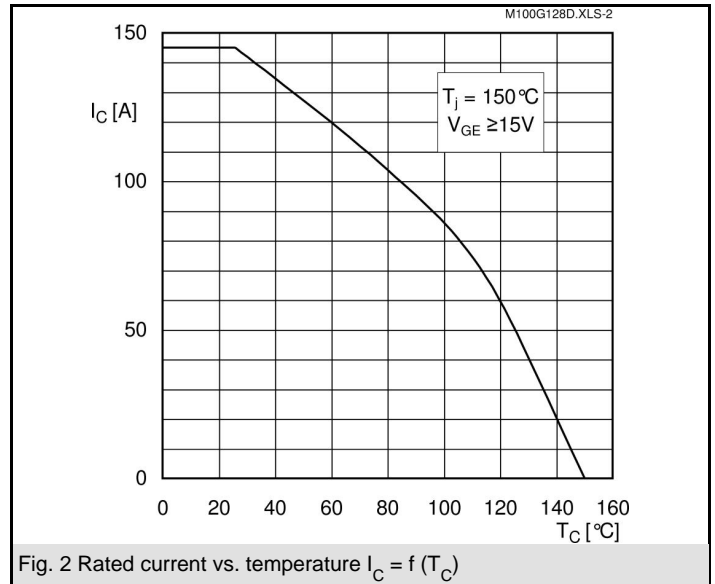
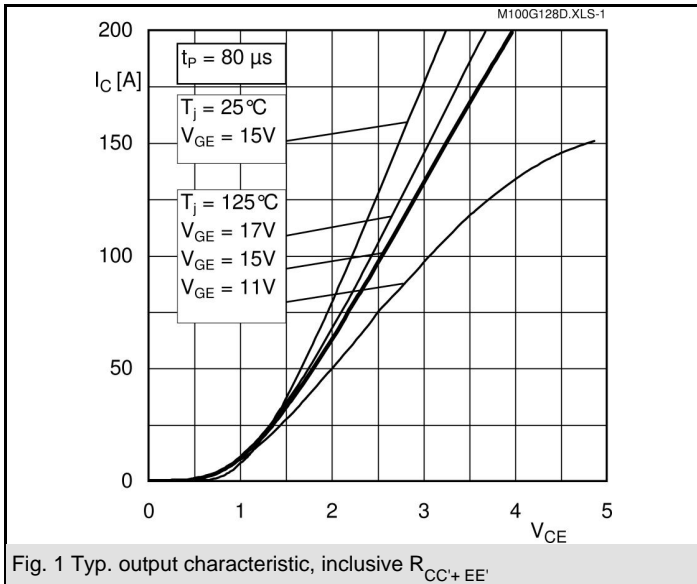
Typical Applications

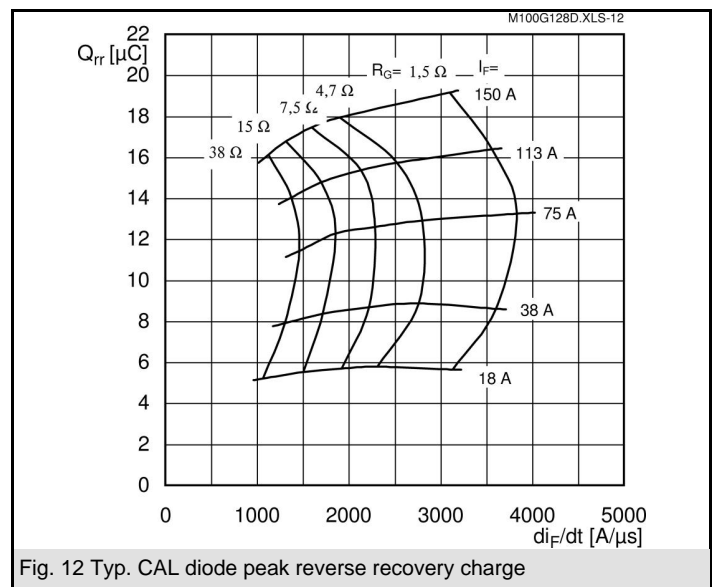
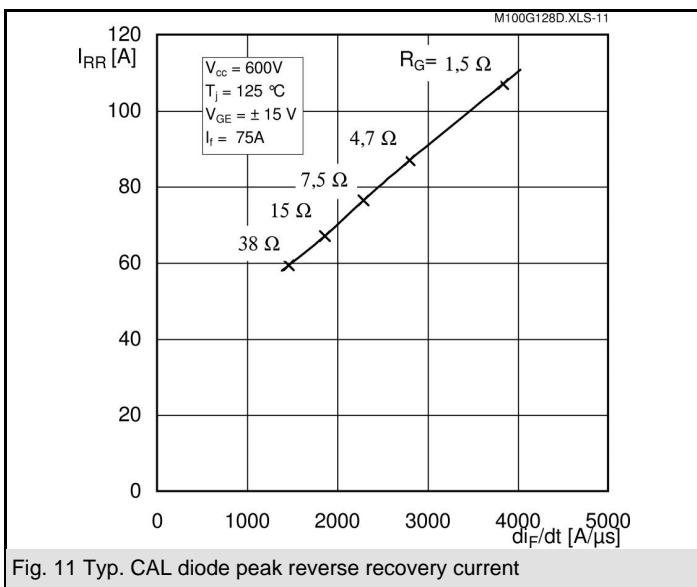
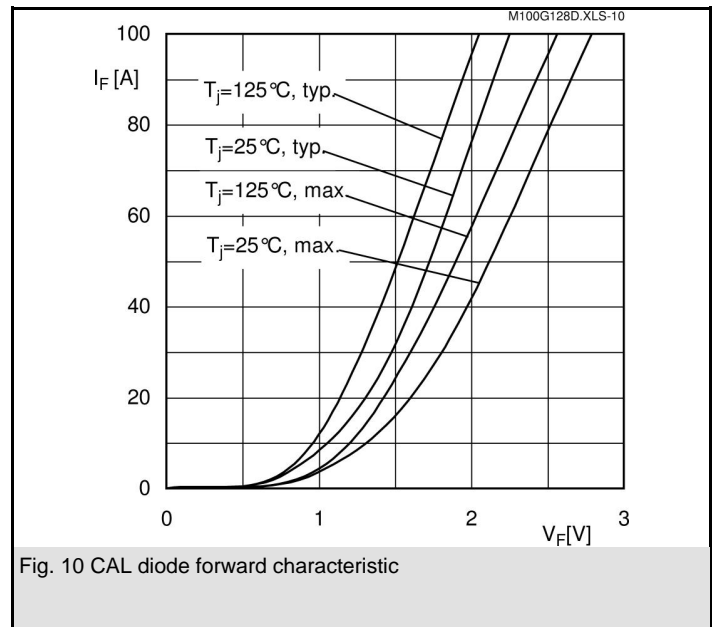
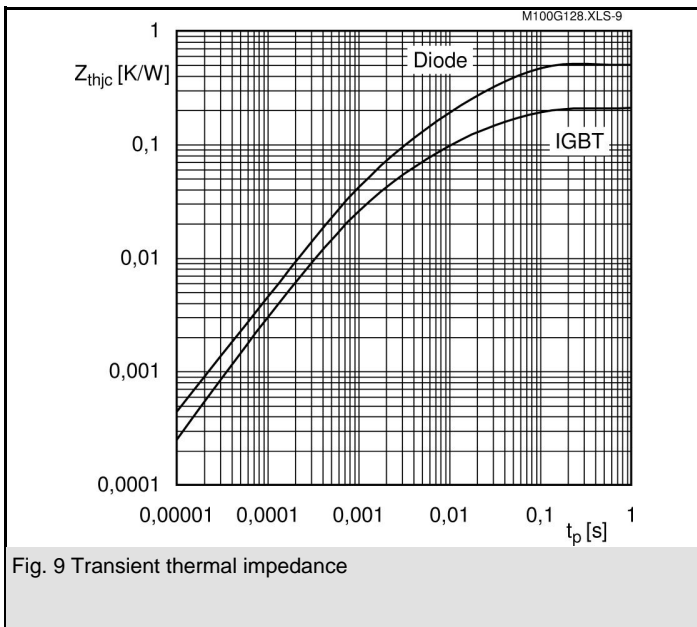
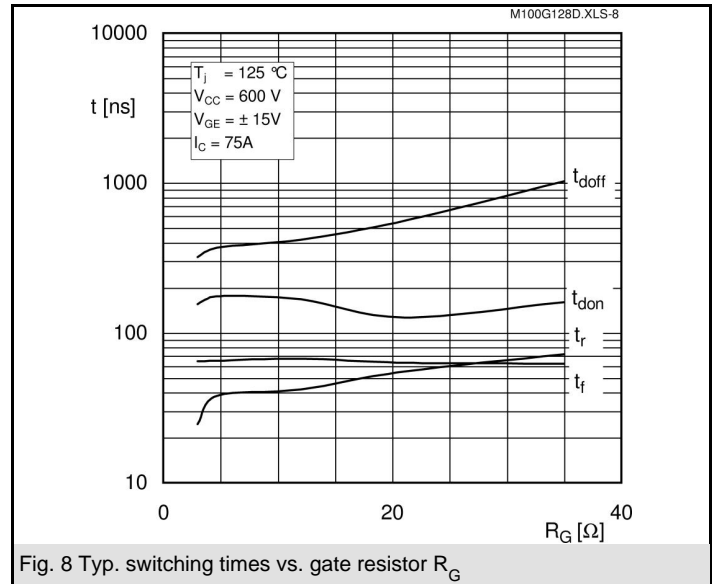
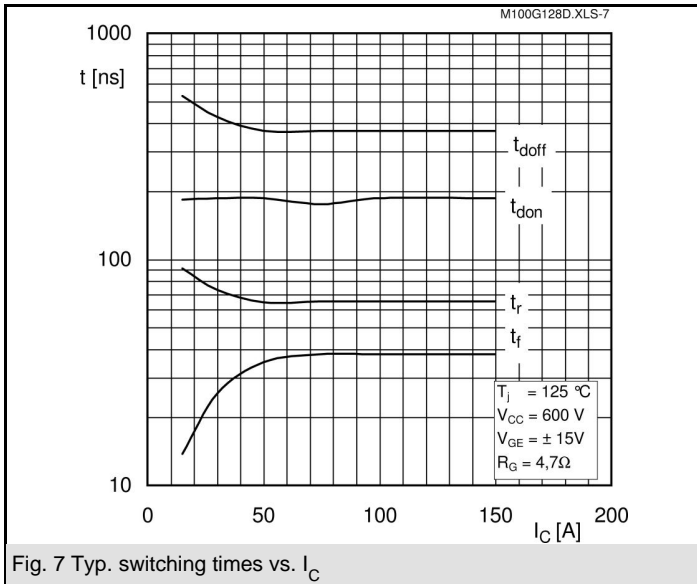
- AC inverter drives
- UPS
- Electronic welders at f_{sw} up to 20 kHz



GB

Z_{th} Symbol	Conditions	Values	Units
$Z_{th(j-c)I}$			
$R_{\theta j-c}$	$i = 1$	114	mk/W
$R_{\theta j-c}$	$i = 2$	71	mk/W
$R_{\theta j-c}$	$i = 3$	22	mk/W
$R_{\theta j-c}$	$i = 4$	3	mk/W
$\tau_{th(j-c)}$	$i = 1$	0,054	s
$\tau_{th(j-c)}$	$i = 2$	0,0115	s
$\tau_{th(j-c)}$	$i = 3$	0,0012	s
$\tau_{th(j-c)}$	$i = 4$	0,001	s
$Z_{th(j-c)D}$			
$R_{\theta j-c}$	$i = 1$	300	mk/W
$R_{\theta j-c}$	$i = 2$	160	mk/W
$R_{\theta j-c}$	$i = 3$	35,5	mk/W
$R_{\theta j-c}$	$i = 4$	4,5	mk/W
$\tau_{th(j-c)}$	$i = 1$	0,054	s
$\tau_{th(j-c)}$	$i = 2$	0,0071	s
$\tau_{th(j-c)}$	$i = 3$	0,0017	s
$\tau_{th(j-c)}$	$i = 4$	0,005	s



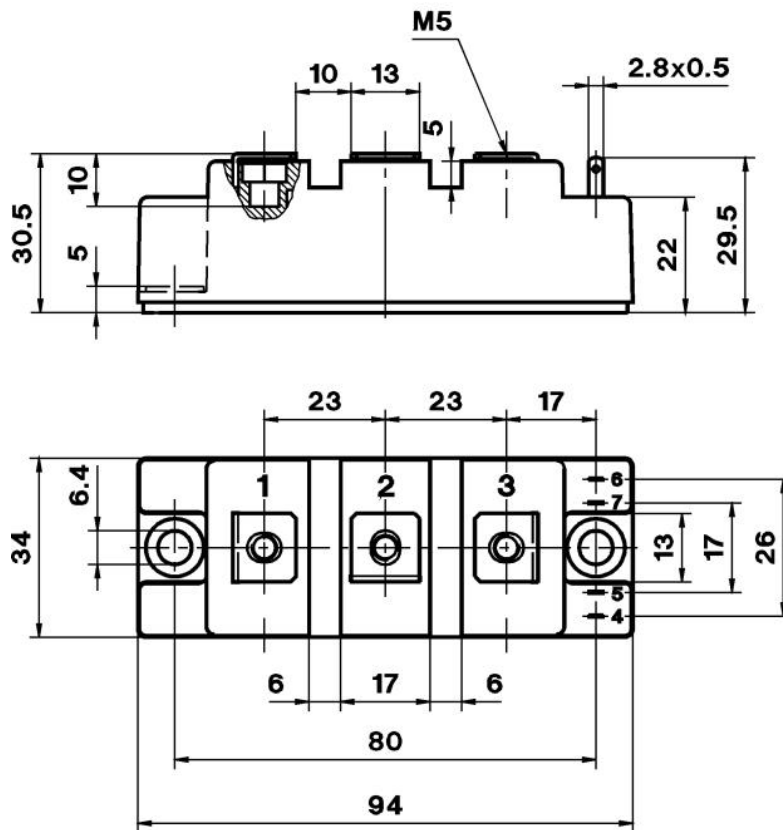


SKM 100GB128D

UL Recognized
File no. E 63 532

Dimensions in mm

CASED61



Case D 61

