

# SKKT 162, SKKH 162



## SEMIPACK<sup>®</sup> 2

### Thyristor / Diode Modules

#### SKKT 162

#### SKKH 162

#### Features

- Heat transfer through aluminium oxide ceramic isolated metal baseplate
- Hard soldered joints for high reliability
- UL recognized, file no. E 63 532

#### Typical Applications

- DC motor control (e. g. for machine tools)
- Temperature control (e. g. for ovens, chemical processes)
- Professional light dimming (studios, theaters)

1) See the assembly instructions

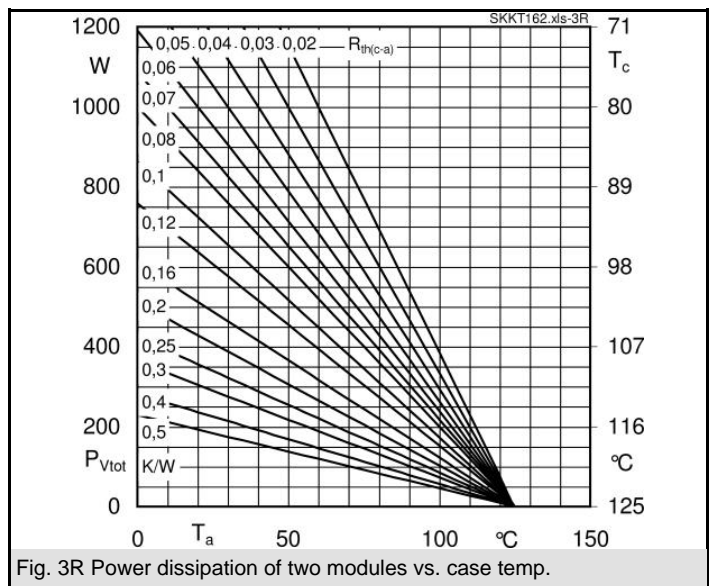
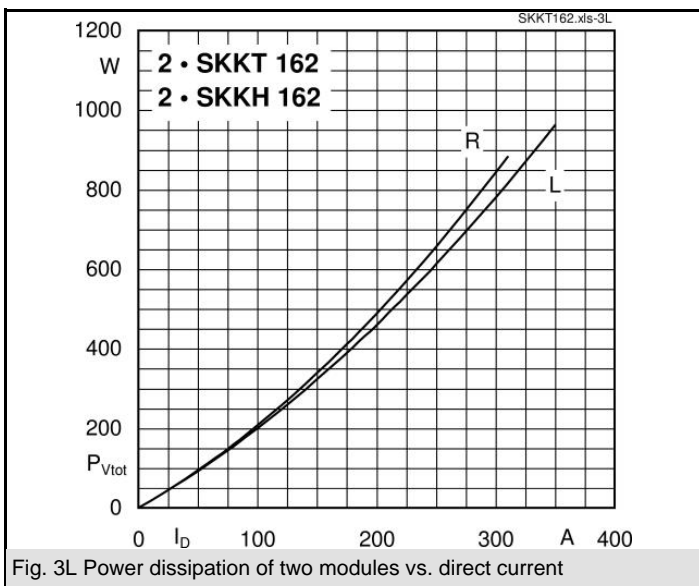
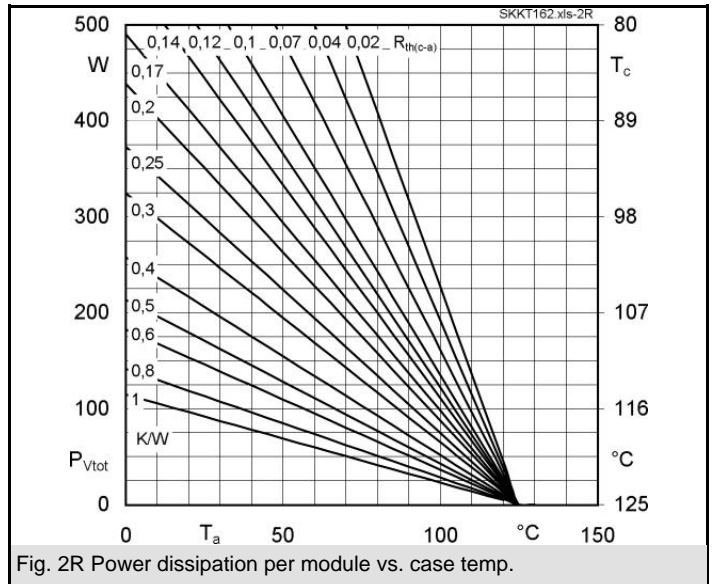
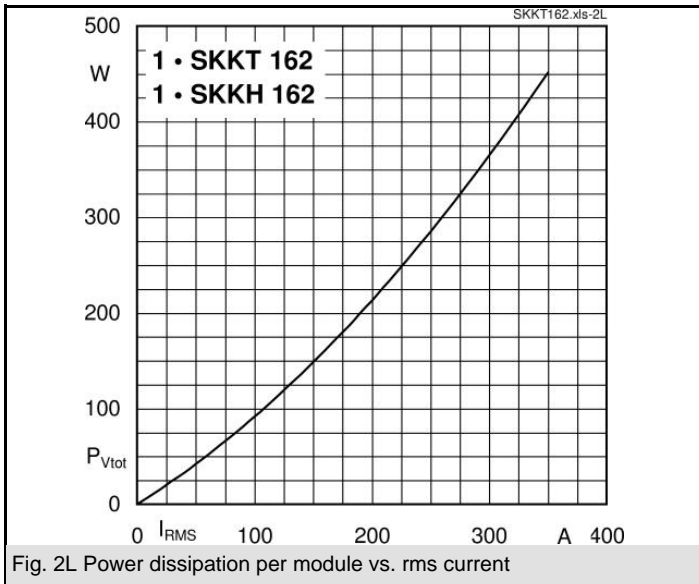
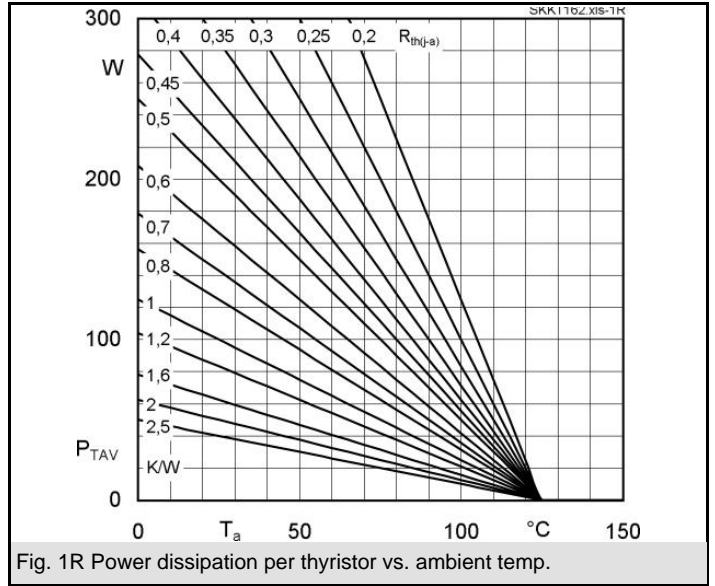
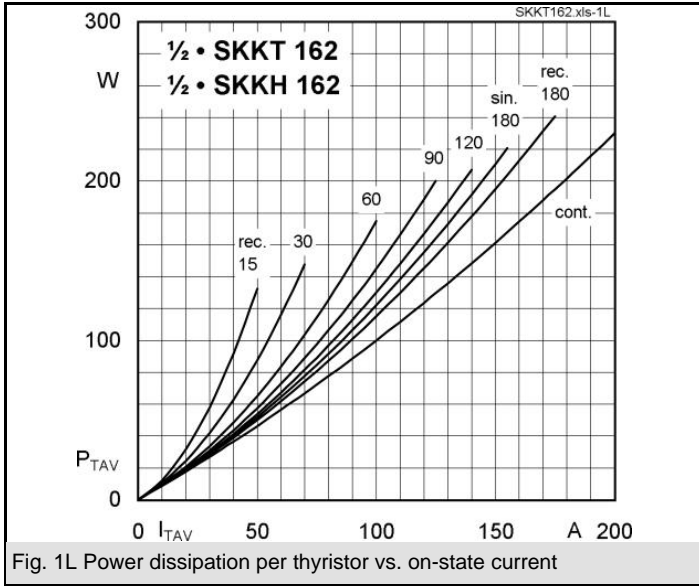
$V_{RSM}$ V	$V_{RRM}, V_{DRM}$ V	$I_{TRMS} = 250$ A (maximum value for continuous operation) $I_{TAV} = 160$ A (sin. 180; $T_c = 83$ °C)	
900	800	SKKT 162/08E	SKKH 162/08E
1300	1200	SKKT 162/12E	SKKH 162/12E
1500	1400	SKKT 162/14E	SKKH 162/14E
1700	1600	SKKT 162/16E	SKKH 162/16E
1900	1800	SKKT 162/18E	SKKH 162/18E

Symbol	Conditions	Values	Units
$I_{TAV}$	sin. 180; $T_c = 85$ (100) °C;	156 (110)	A
$I_D$	P3/180F; $T_a = 35$ °C; B2 / B6	190 / 230	A
$I_{RMS}$	P3/180F; $T_a = 35$ °C; W1 / W3	265 / 3 * 185	A
$I_{TSM}$	$T_{vj} = 25$ °C; 10 ms	5400	A
	$T_{vj} = 125$ °C; 10 ms	5000	A
$i^2t$	$T_{vj} = 25$ °C; 8,3 ... 10 ms	145000	A <sup>2</sup> s
	$T_{vj} = 125$ °C; 8,3 ... 10 ms	125000	A <sup>2</sup> s
$V_T$	$T_{vj} = 25$ °C; $I_T = 500$ A	max. 1,6	V
$V_{T(TO)}$	$T_{vj} = 125$ °C	max. 0,85	V
$r_T$	$T_{vj} = 125$ °C	max. 1,5	mΩ
$I_{DD}, I_{RD}$	$T_{vj} = 125$ °C; $V_{RD} = V_{RRM}, V_{DD} = V_{DRM}$	max. 40	mA
$t_{gd}$	$T_{vj} = 25$ °C; $I_G = 1$ A; $di_G/dt = 1$ A/μs	1	μs
$t_{gr}$	$V_D = 0,67 * V_{DRM}$	2	μs
$(di/dt)_{cr}$	$T_{vj} = 125$ °C	max. 200	A/μs
$(dv/dt)_{cr}$	$T_{vj} = 125$ °C	max. 1000	V/μs
$t_q$	$T_{vj} = 125$ °C	50 ... 150	μs
$I_H$	$T_{vj} = 25$ °C; typ. / max.	150 / 400	mA
$I_L$	$T_{vj} = 25$ °C; $R_G = 33$ Ω; typ. / max.	300 / 1000	mA
$V_{GT}$	$T_{vj} = 25$ °C; d.c.	min. 2	V
$I_{GT}$	$T_{vj} = 25$ °C; d.c.	min. 150	mA
$V_{GD}$	$T_{vj} = 125$ °C; d.c.	max. 0,25	V
$I_{GD}$	$T_{vj} = 125$ °C; d.c.	max. 10	mA
$R_{th(j-c)}$	cont.; per thyristor / per module	0,17 / 0,085	K/W
$R_{th(j-c)}$	sin. 180; per thyristor / per module	0,18 / 0,09	K/W
$R_{th(j-c)}$	rec. 120; per thyristor / per module	0,2 / 0,1	K/W
$R_{th(c-s)}$	per thyristor / per module	0,1 / 0,05	K/W
$T_{vj}$		- 40 ... + 125	°C
$T_{stg}$		- 40 ... + 125	°C
$V_{isol}$	a. c. 50 Hz; r.m.s.; 1 s / 1 min.	3600 / 3000	V~
$M_s$	to heatsink	5 ± 15 % <sup>1)</sup>	Nm
$M_t$	to terminal	5 ± 15 %	Nm
$a$		5 * 9,81	m/s <sup>2</sup>
$m$	approx.	165	g
Case	SKKT	A 21	
	SKKH	A 22	

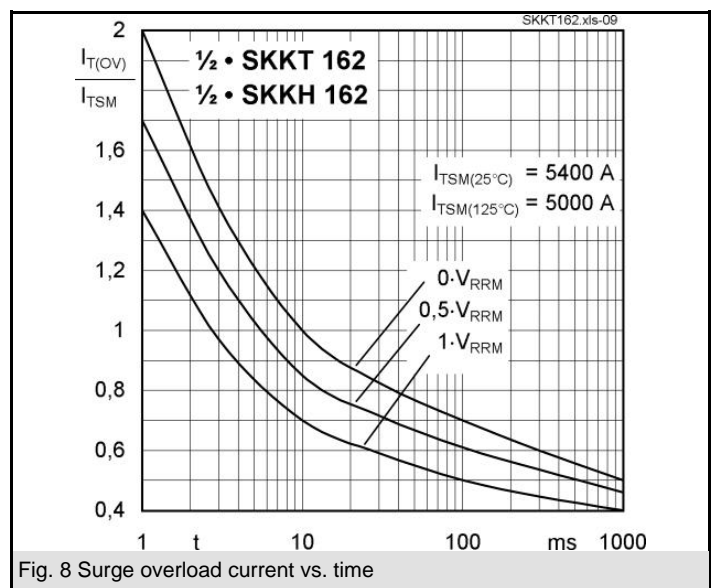
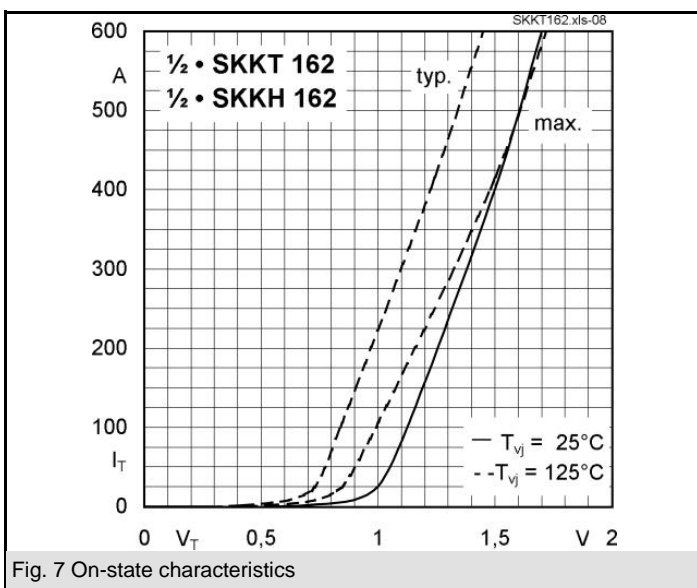
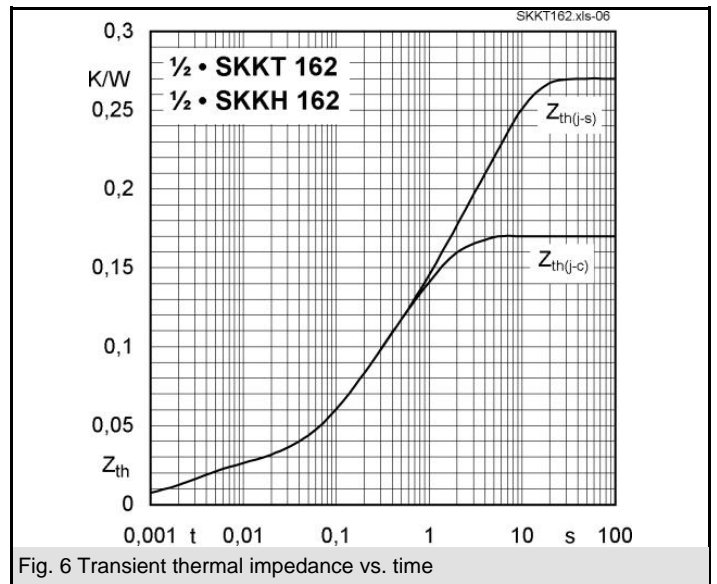
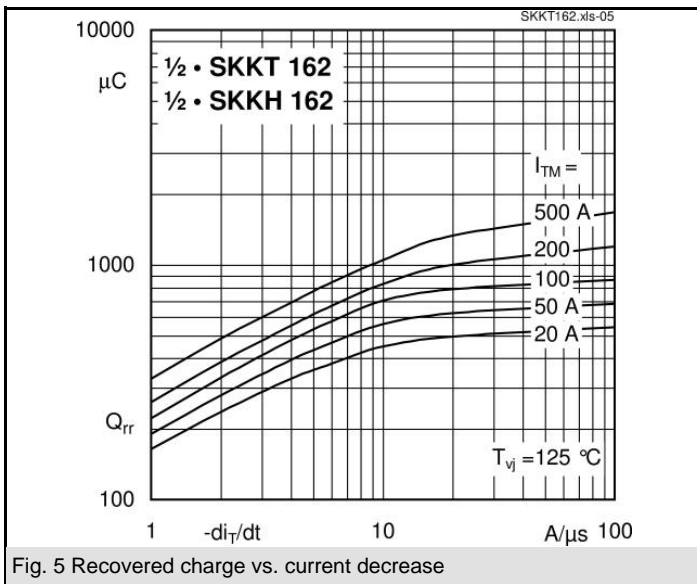
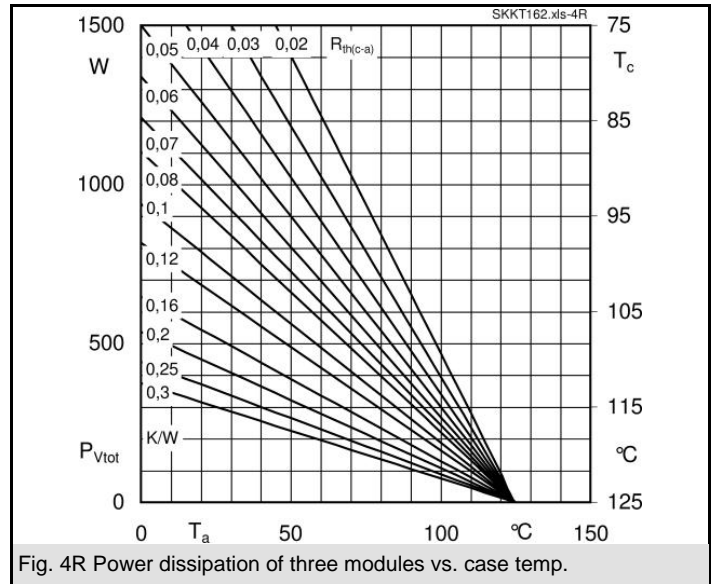
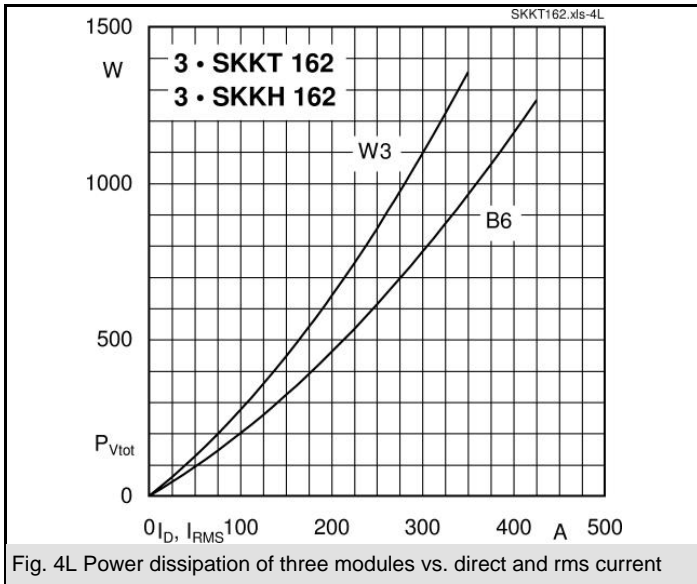


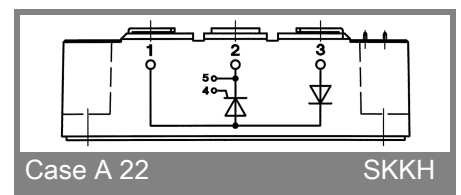
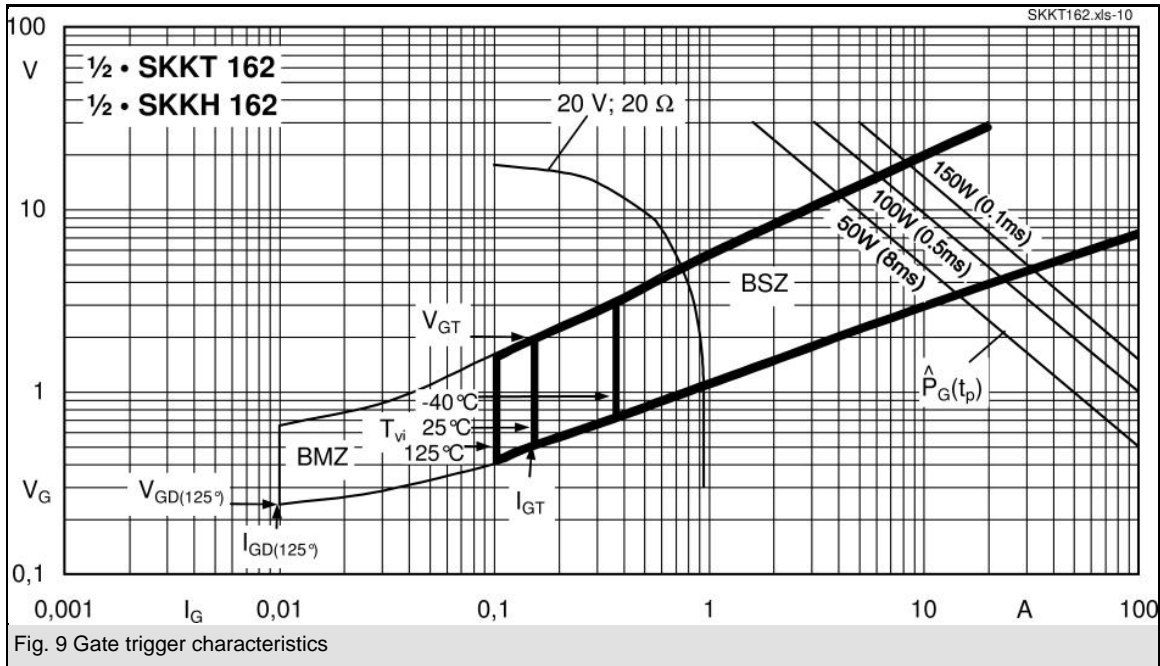
SKKT

SKKH



# SKKT 162, SKKH 162





This technical information specifies semiconductor devices but promises no characteristics. No warranty or guarantee expressed or implied is made regarding delivery, performance or suitability.