

SEMITOP® 3

MOSFET Module

SK80MBBB055

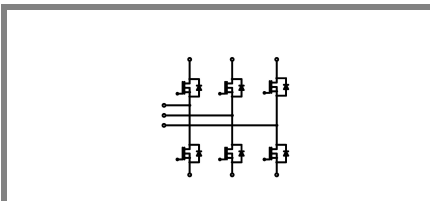
Publish Data

Features

- Compact design
- One screw mounting
- Heat transfer and isolation through direct copper bonding aluminium oxide ceramic (DBC)
- Trench-gate technology
- Short internal connections and low inductance case

Typical Applications*

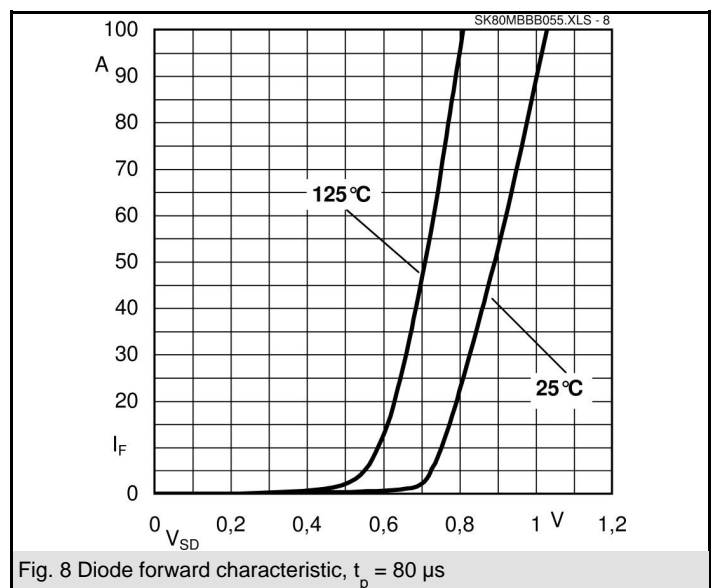
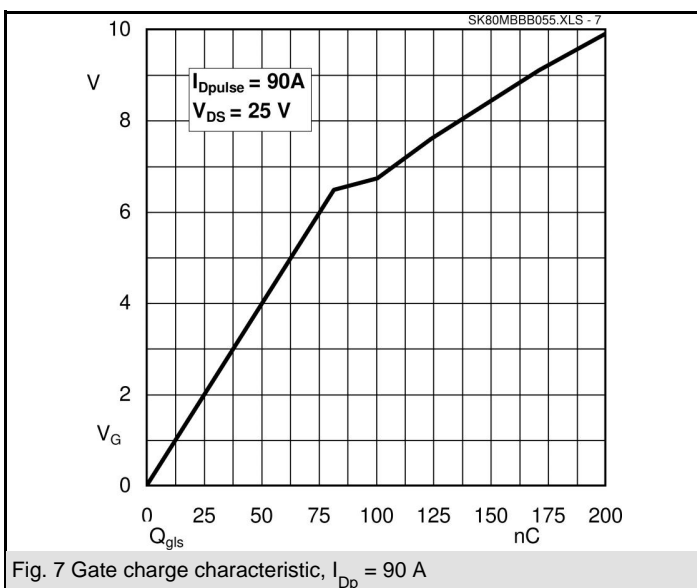
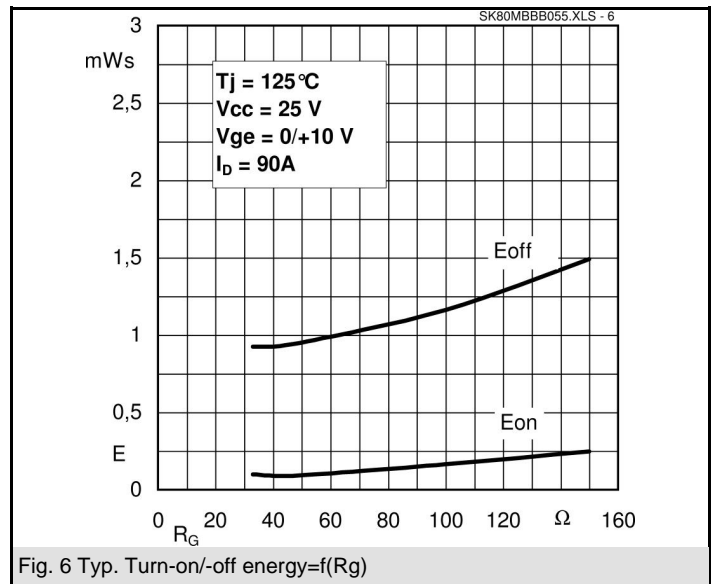
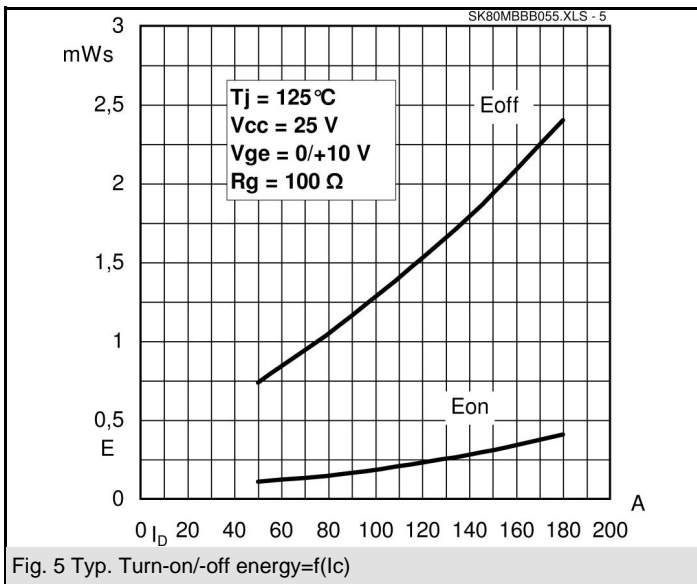
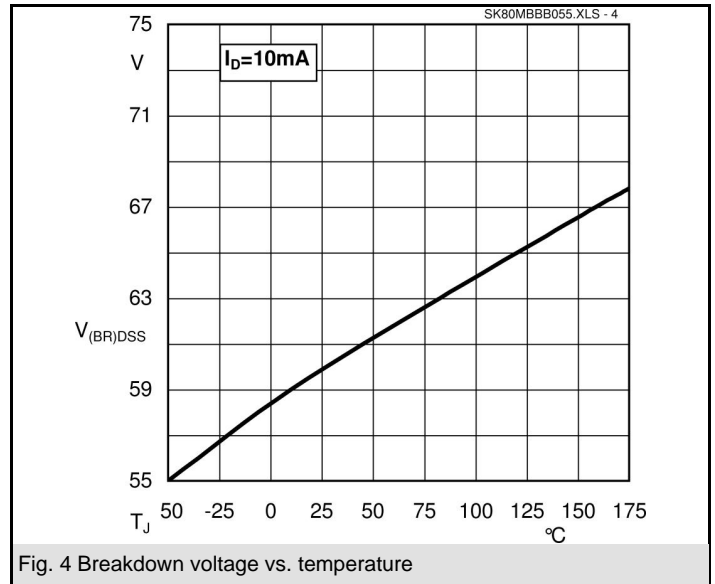
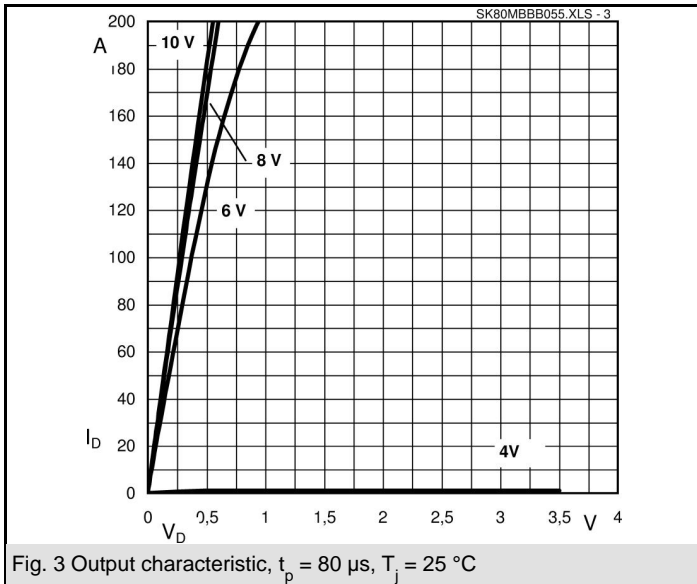
- Low power SMPS
 - EV vehicles
- 1) Maximum PCB temperature, at pins contact, = 85°C
 - 2) $R_{ds(on)}$ = chip level value



MBBB

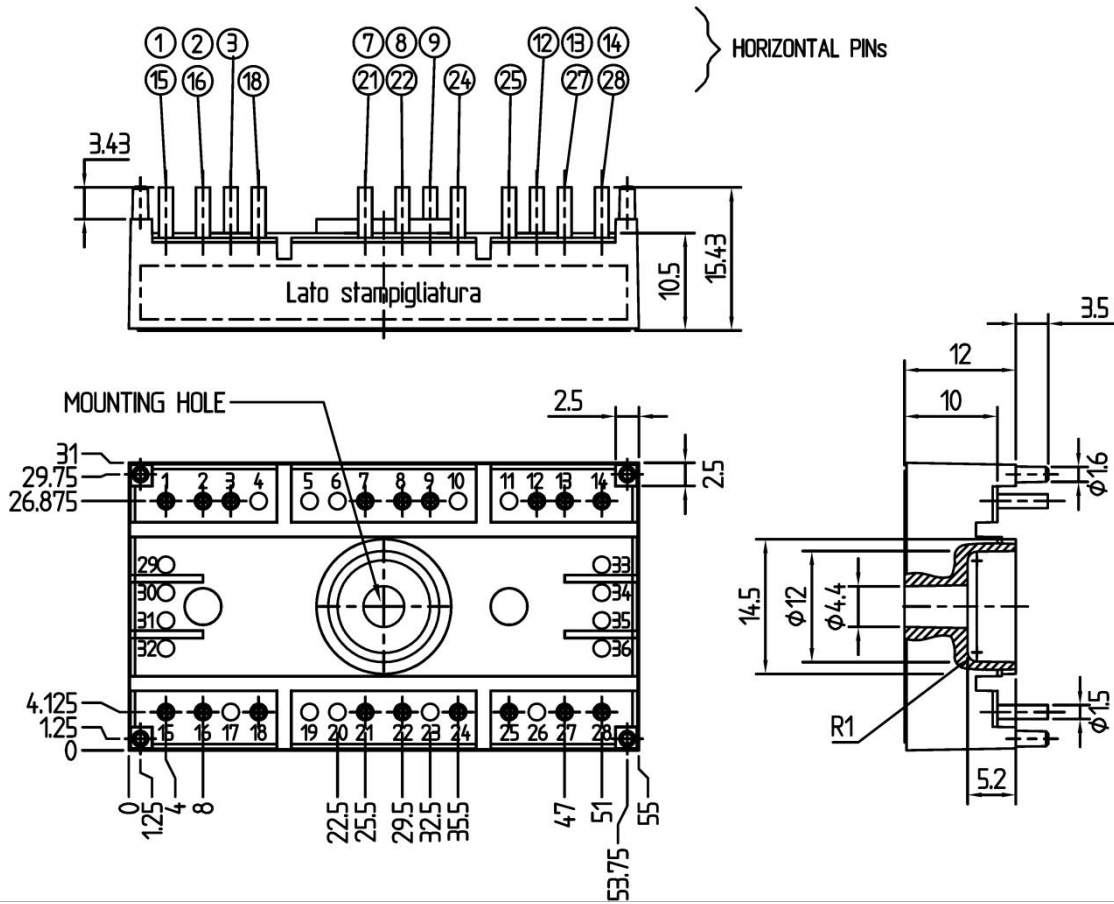
Absolute Maximum Ratings		$T_s = 25\text{ °C}$, unless otherwise specified	
Symbol	Conditions	Values	Units
MOSFET			
V_{DSS}		55	V
V_{GSS}		± 20	V
I_D	$T_s = 25\text{ (80) °C}; 1$	117 (87)	A
I_{DM}	$t_p < 1\text{ ms}; T_s = 25\text{ (80) °C}$	234 (174)	A
T_j		- 40 ... + 150	°C
Inverse diode			
$I_F = -I_D$	$T_s = 25\text{ (80) °C}$	117 (87)	A
$I_{FM} = -I_{DM}$	$t_p < 1\text{ ms}; T_s = 25\text{ (80) °C}$	234 (174)	A
T_j		- 40 ... + 150	°C
Freewheeling CAL diode			
$I_F = -I_D$	$T_s = \text{°C}$		A
T_j			°C
T_{stg}		- 40 ... + 125	°C
T_{sol}	Terminals, 10 s	260	°C
V_{isol}	AC, 1 min (1s)	2500 / 3000	V

Characteristics		$T_s = 25\text{ °C}$, unless otherwise specified			
Symbol	Conditions	min.	typ.	max.	Units
MOSFET					
$V_{(BR)DSS}$	$V_{GS} = 0\text{ V}; I_D = 0,25\text{ mA}$	55			V
$V_{GS(th)}$	$V_{GS} = V_{DS}; I_D = 0,25\text{ mA}$	2,5	3,2	4,5	V
I_{DSS}	$V_{GS} = 0\text{ V}; V_{DS} = V_{DSS}; T_j = 25\text{ °C}$			1	μA
I_{GSS}	$V_{GS} = \pm 20\text{ V}; V_{DS} = 0\text{ V}$			100	nA
$R_{DS(on)}$	$I_D = 20\text{ A}; V_{GS} = 10\text{ V}; T_j = 25\text{ °C}$		2,2	2,9	m Ω
$R_{DS(on)}$	$I_D = 20\text{ A}; V_{GS} = 10\text{ V}; T_j = 125\text{ °C}$		3,4	4,5	m Ω
C_{CHC}	per MOSFET				pF
C_{iss}	under following conditions:		10,6		nF
C_{oss}	$V_{GS} = 0\text{ V}; V_{DS} = 25\text{ V}; f = 1\text{ MHz}$		1,65		nF
C_{rss}			0,8		nF
L_{DS}					nH
$t_{d(on)}$	under following conditions:		438		ns
t_r	$V_{DD} = 25\text{ V}; V_{GS} = 15\text{ V}; I_D = 90\text{ A}$		398		ns
$t_{d(off)}$	$R_G = 100\text{ }\Omega$		1444		ns
t_f			349		ns
$R_{th(j-s)}$	per MOSFET (per module)			1,1	K/W
Inverse diode					
V_{SD}	$I_F = 50\text{ A}; V_{GS} = 0\text{ V}; T_j = 25\text{ °C}$		0,9		V
I_{RRM}	under following conditions:				A
Q_{rr}	$I_F = \text{A}; T_{vj} = \text{°C}; R_G = \Omega$				μC
t_{rr}	$V_R = \text{A}; di/dt = \text{A}/\mu\text{s}$				ns
Free-wheeling diode					
V_F	$I_F = \text{A}; V_{GS} = \text{V}$				V
I_{RRM}	under following conditions:				A
Q_{rr}	$I_F = \text{A}; T_{vj} = \text{°C}$				μC
t_{rr}	$V_f = \text{A}; di/dt = \text{A}/\mu\text{s}$				ns
Mechanical data					
M1	mounting torque	2,25		2,5	Nm
w			30		g
Case	SEMITOP® 3		T 47		



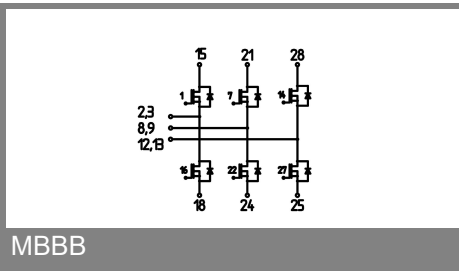
SK 80 MBBB 055

Dimensions in mm



SUGGESTED HOLEDIAMETER FOR THE SOLDER PINS AND THE MOUNTING PINS IN THE PCB: 2 mm

Case T 77



MBBB

This is an electrostatic discharge sensitive device (ESDS), international standard IEC 60747-1, Chapter IX.

* The specifications of our components may not be considered as an assurance of component characteristics. Components have to be tested for the respective application. Adjustments may be necessary. The use of SEMIKRON products in life support appliances and systems is subject to prior specification and written approval by SEMIKRON. We therefore strongly recommend prior consultation of our personal.