

Power Bridge Rectifiers

DBI 6

Features

- Isolated metal case with in-line wire leads
- Ideal for printed circuit boards
- Allow easy heatsink mounting
- Solder temperature: 260 °C max. (max 5 s)
- Blocking voltage up to 1600 V
- Avalanche characteristic
- High surge current
- Standard packing: 54 pieces box

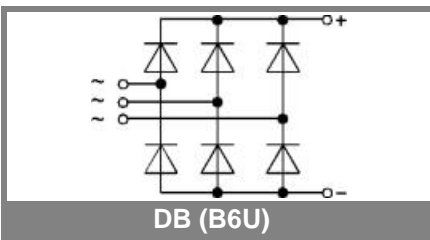
Typical Applications*

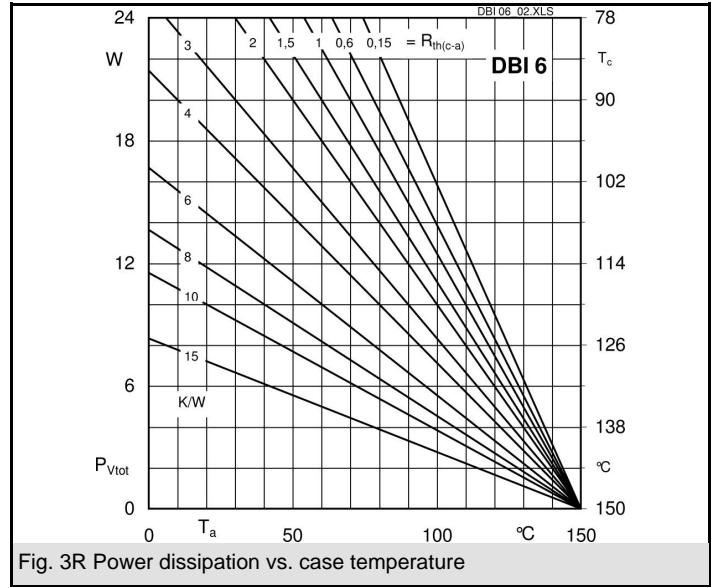
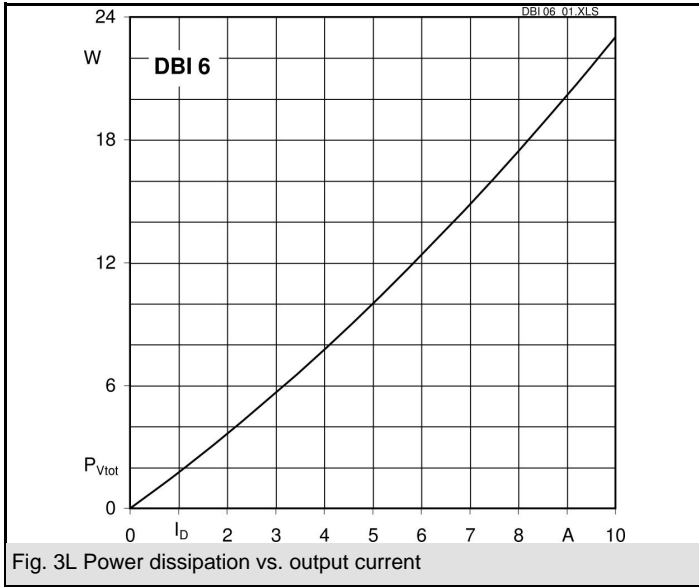
- Rectifier for power supplies
- Input rectifier for variable frequency drives
- Rectifier for DC motor field supplies
- Battery charger rectifiers
- Recommended snubber network:
RC: 50 Ω, 0.1 μF ($P_R = 1 \text{ W}$)

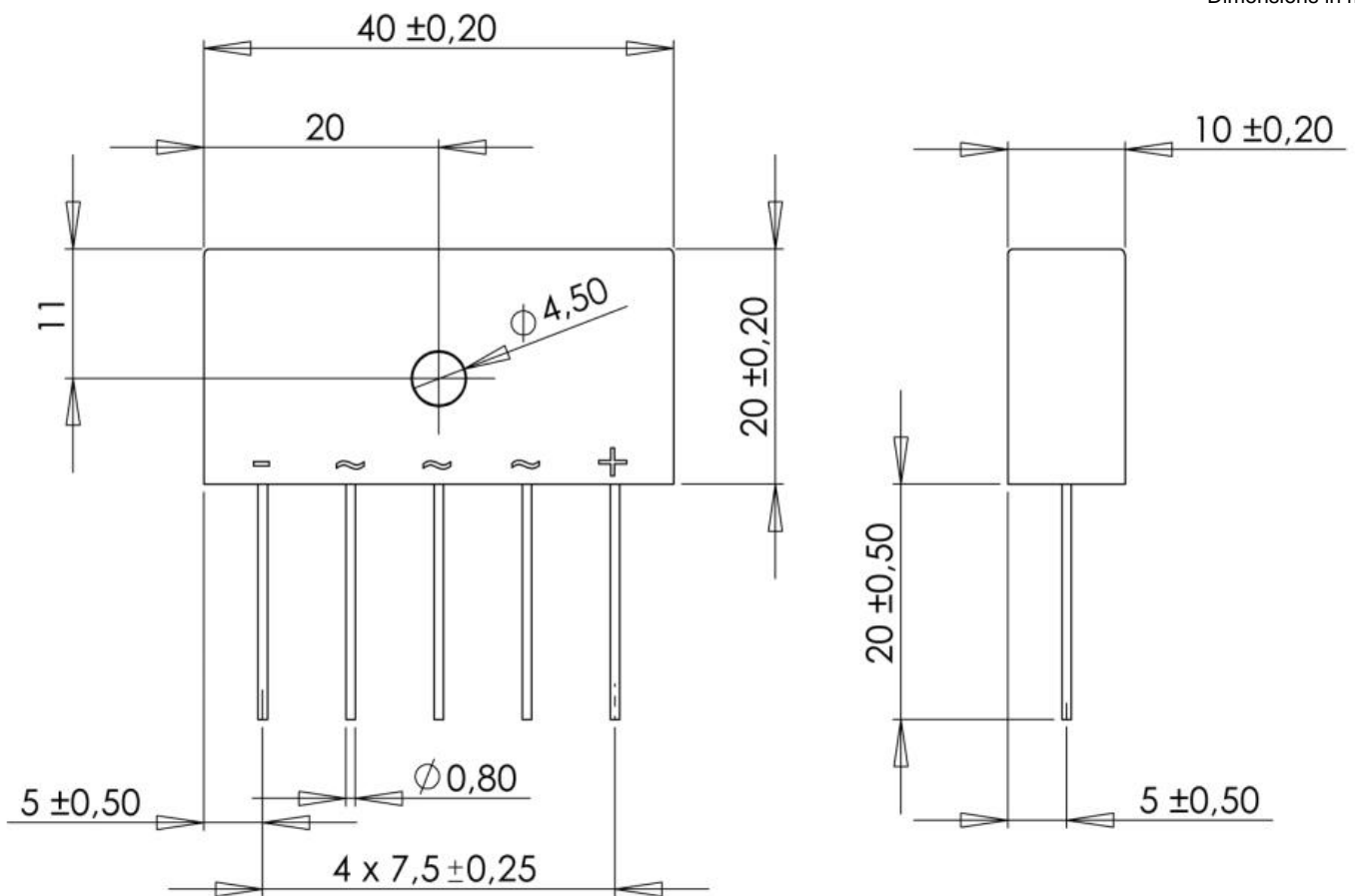
- 1) Mounted on a 50 x 75 mm p.c.b.
- 2) Mounted on a painted metal sheet of min. 250 x 250 x 1 mm
- 3) Recommended V_{VRMS} values:
 $V_{VRMS} = V_{RRM} / 2,83$

V_{RSM}, V_{RRM} V	V_{VRMS} V	$I_D = 9 \text{ A}$ ($T_c = 90 \text{ °C}$) Types	C_{max} μF	R_{min} Ω
200	140	DBI 6-02		0,39
400	280	DBI 6-04		0,75
800	560	DBI 6-08		1,8
1200	800	DBI 6-12		2,7
1600	1000	DBI 6-16		3,9

Symbol	Conditions	Values	Units
I_D	$T_a = 50 \text{ °C}$, P5A/100, natural cooling $T_a = 45 \text{ °C}$, chassis ²⁾	9 8	A A
I_{DCL}	$T_a = 50 \text{ °C}$, P5A/100, natural cooling $T_a = 45 \text{ °C}$, chassis ²⁾ $T_a = 50 \text{ °C}$, isolated ¹⁾	9 8 2,5	A A A
I_{FSM}	$T_{vj} = 25 \text{ °C}$, 10 ms $T_{vj} = 150 \text{ °C}$, 10 ms	180 150	A A
i^2t	$T_{vj} = 25 \text{ °C}$, 8,3 ... 10 ms $T_{vj} = 150 \text{ °C}$, 8,3 ... 10 ms	162 113	A ² s A ² s
V_F	$T_{vj} = 25 \text{ °C}$, $I_F = 10 \text{ A}$	max. 1,2	V
$V_{(TO)}$	$T_{vj} = 150 \text{ °C}$	max. 0,85	V
r_T	$T_{vj} = 150 \text{ °C}$	max. 30	mΩ
I_{RD}	$T_{vj} = 25 \text{ °C}$, $V_{RD} = V_{RRM}$ $T_{vj} = \text{ °C}$, $V_{RD} = V_{RRM} \geq V$	50	μA μA
I_{RD}	$T_{vj} = 150 \text{ °C}$, $V_{RD} = V_{RRM}$ $T_{vj} = \text{ °C}$, $V_{RD} = V_{RRM} \geq V$	5	mA mA
t_{rr}	$T_{vj} = 25 \text{ °C}$	10	μs
f_G		2000	Hz
$R_{th(j-a)}$	isolated ¹⁾ chassis ²⁾	22 6	K/W K/W
$R_{th(j-c)}$	total (from junctions to bridge back side)	3	K/W
$R_{th(c-s)}$	total	0,15	K/W
T_{vj}		- 40 ... + 150	°C
T_{stg}		- 55 ... + 150	°C
V_{isol}	a.c. 50...60 Hz; r.m.s.; 1s / 1 min.	3000 / 2500	V~
M_s	torque for heatsink mounting (M4 screw)	$2 \pm 15 \%$	Nm
M_t			Nm
a			m/s ²
w	approx.	21	g
F_u			A
Case	40 x 20 x 10 mm plus leads = 20 mm	DBI	







Case DBI

* The specifications of our components may not be considered as an assurance of component characteristics. Components have to be tested for the respective application. Adjustments may be necessary. The use of SEMIKRON products in life support appliances and systems is subject to prior specification and written approval by SEMIKRON. We therefore strongly recommend prior consultation of our personal.