



**Stud Diode**

## Rectifier Diode

**SKN 320**

**SKR 320**

### Features

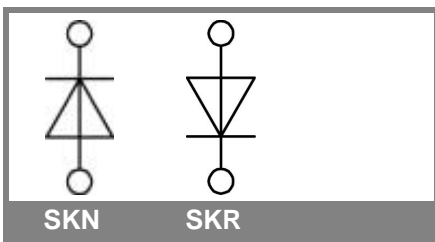
- Reverse voltages up to 1600 V
- Hermetic metal case with glass insulator
- Threaded stud ISO M24 x 1,5
- SKN: anode to stud,  
SKR: cathode to stud

### Typical Applications

- All-purpose high power rectifier diodes
- Cooling via heatsinks
- Non-controllable and half-controllable rectifiers
- Free-wheeling diodes
- Recommended snubber network:  
RC: 1  $\mu$ F, 20  $\Omega$  ( $P_R = 2$  W),  
 $R_p = 25$  k $\Omega$  ( $P_R = 20$  W)

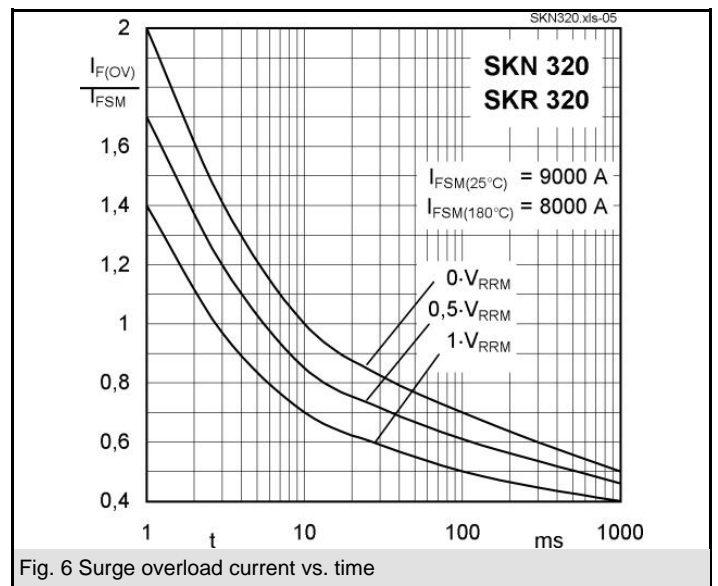
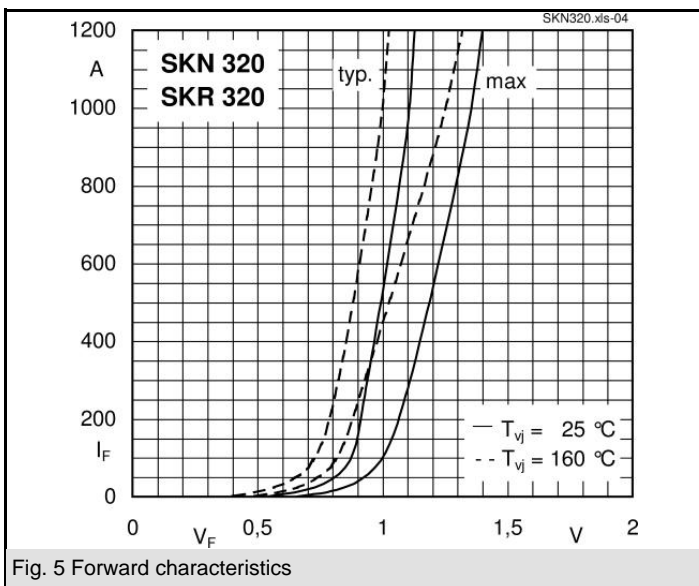
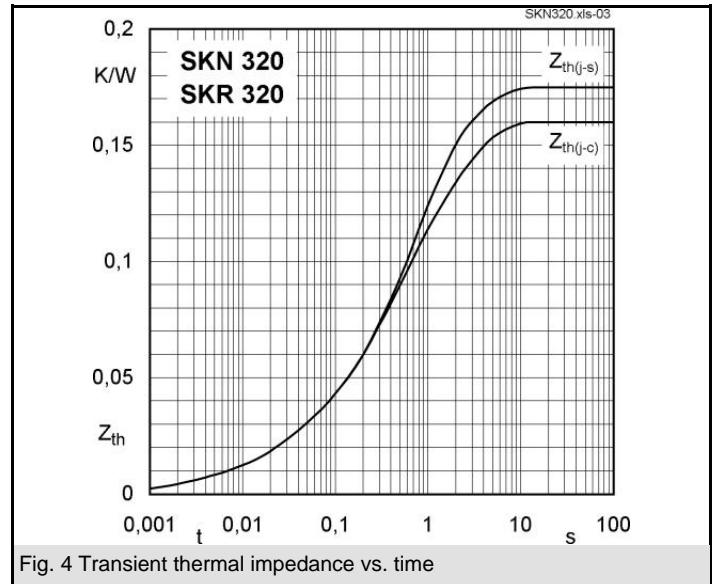
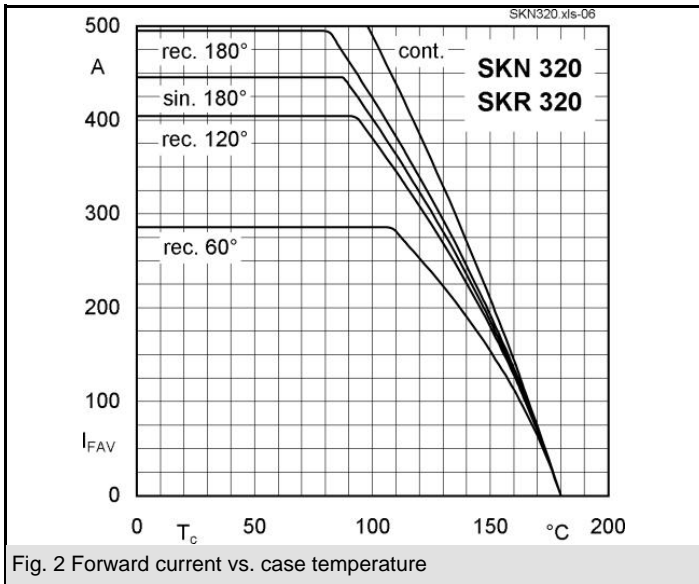
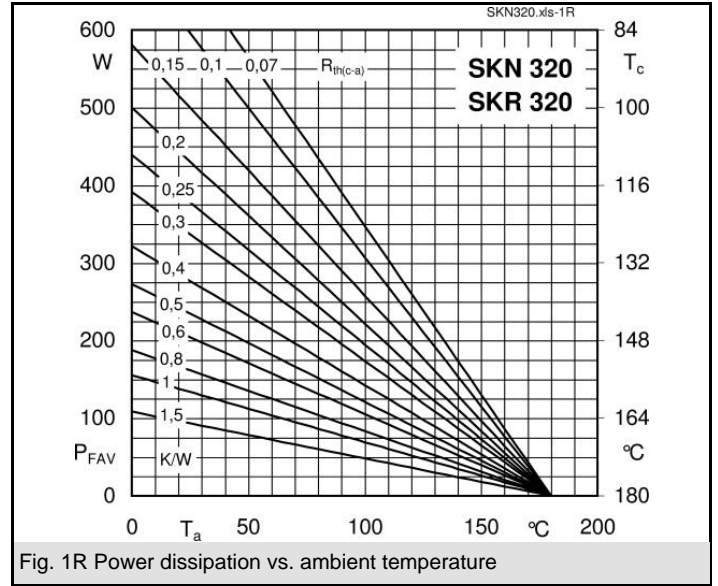
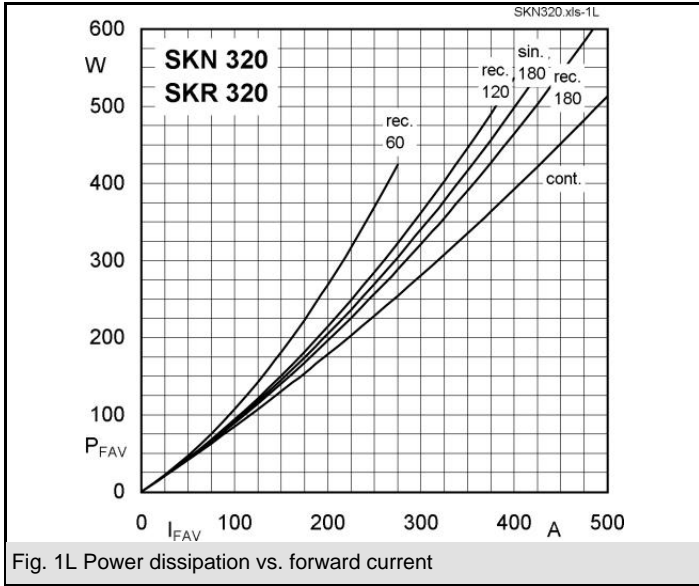
$V_{RSM}$ V	$V_{RRM}$ V	$I_{FRMS} = 700$ A (maximum value for continuous operation) $I_{FAV} = 320$ A (sin. 180; $T_c = 125$ °C)	
400	400	SKN 320/04	SKR 320/04
800	800	SKN 320/08	SKR 320/08
1200	1200	SKN 320/12	SKR 320/12
1400	1400	SKN 320/14	SKR 320/14
1600	1600	SKN 320/16	SKR 320/16

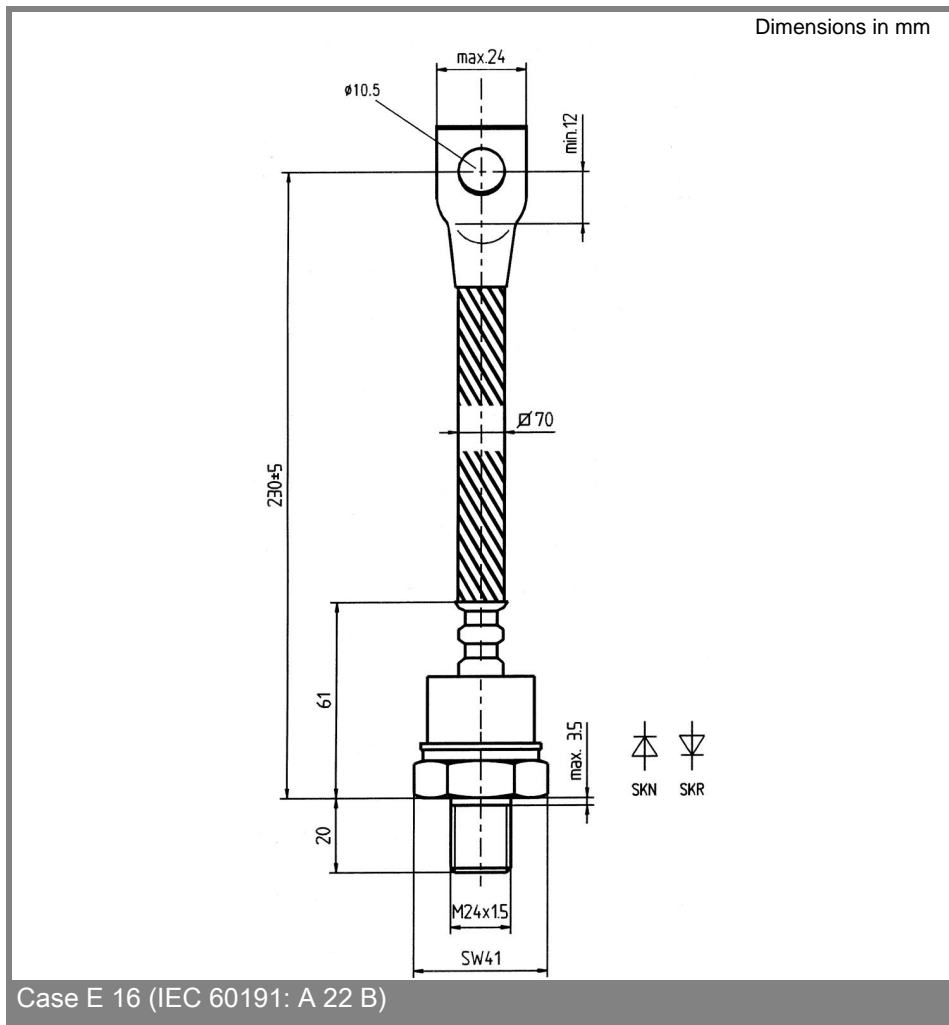
Symbol	Conditions	Values	Units
$I_{FAV}$	sin. 180; $T_c = 85$ (100) °C	445 (420)	A
$I_D$	P 1/200; $T_a = 45$ °C; B2 / B6	480 / 690	A
	K 0,55F; $T_a = 35$ °C; B2 / B6	760 / 1080	A
$I_{FSM}$	$T_{vj} = 25$ °C; 10 ms	9000	A
	$T_{vj} = 180$ °C; 10 ms	8000	A
$i^2t$	$T_{vj} = 25$ °C; 8,3 ... 10 ms	400000	A <sup>2</sup> s
	$T_{vj} = 180$ °C; 8,3 ... 10 ms	300000	A <sup>2</sup> s
$V_F$	$T_{vj} = 25$ °C; $I_F = 1000$ A	max. 1,35	V
$V_{(TO)}$	$T_{vj} = 180$ °C	max. 0,8	V
$r_T$	$T_{vj} = 180$ °C	max. 0,45	m $\Omega$
$I_{RD}$	$T_{vj} = 180$ °C; $V_{RD} = V_{RRM}$	max. 100	mA
$Q_{rr}$	$T_{vj} = 160$ °C; $-di_F/dt = 10$ A/ $\mu$ s	300	$\mu$ C
$R_{th(j-c)}$		0,16	K/W
$R_{th(c-s)}$		0,015	K/W
$T_{vj}$		- 40 ... + 180	°C
$T_{stg}$		- 55 ... + 180	°C
$V_{isol}$		-	V~
$M_s$	to heatsink	60	Nm
a		5 * 9,81	m/s <sup>2</sup>
m	approx.	500	g
Case		E 16	



**SKN**

**SKR**





This technical information specifies semiconductor devices but promises no characteristics. No warranty or guarantee expressed or implied is made regarding delivery, performance or suitability.