

SKN 136F



Stud Diode

Fast Recovery Rectifier Diode

SKN 136F

SKR 136F

Features

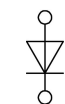
- Small recovered charge
- Soft recovery
- Hermetic metal case with glass insulator
- Threaded stud M12
- SKN: anode to stud;
SKR: cathode to stud

Typical Applications*

- Inverse diode for GTO and asymmetric thyristor
- Inverters and choppers
- A.C. motor control
- Uninterruptible power supplies (UPS)

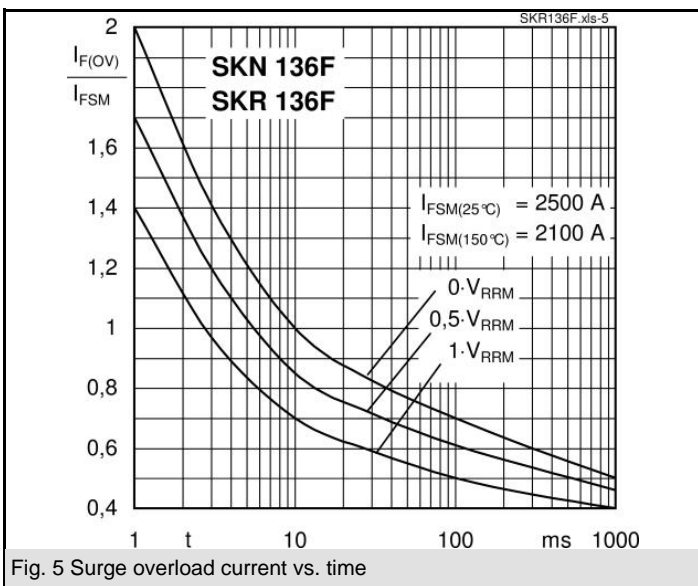
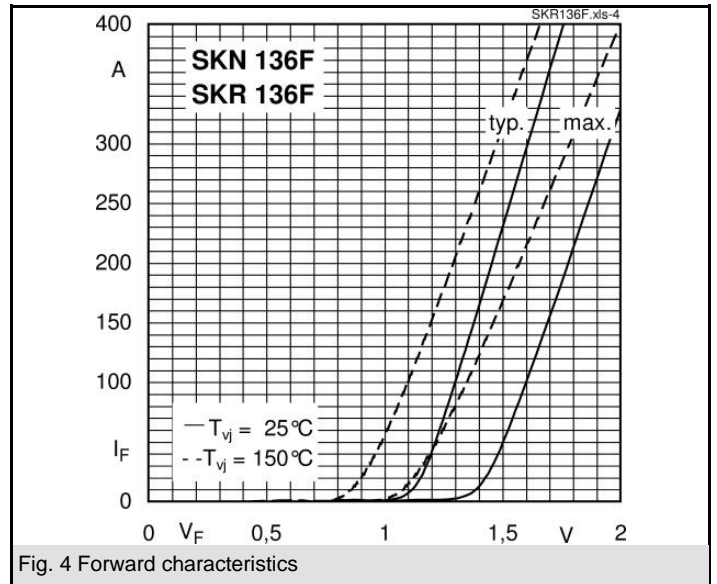
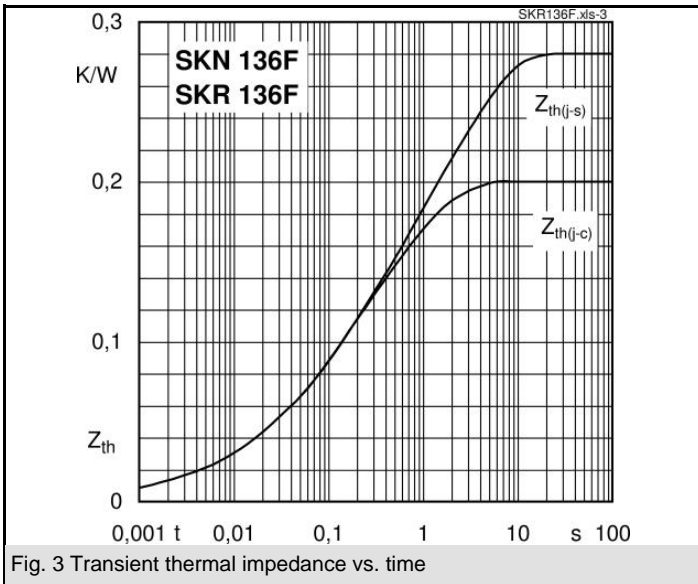
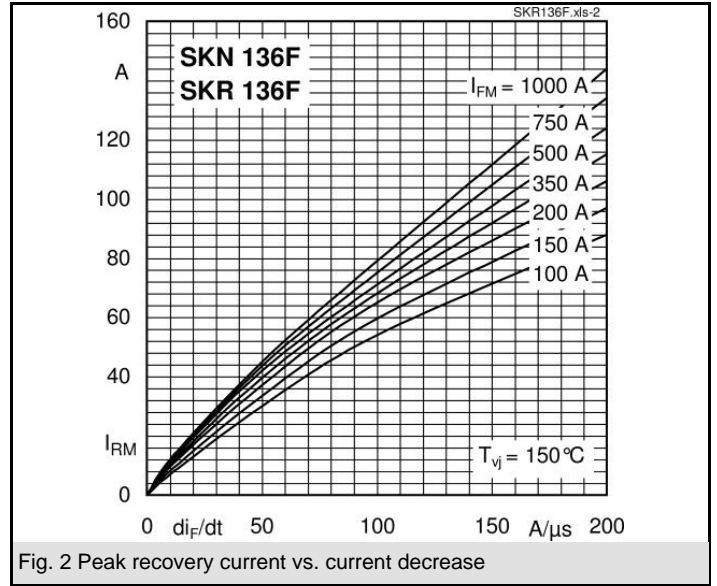
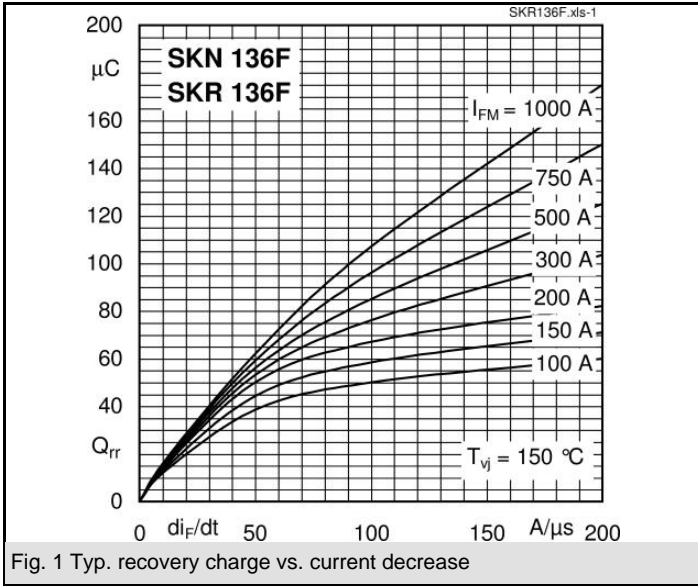
V_{RSM} V	V_{RRM} V	$I_{FRMS} = 260$ A (maximum value for continuous operation) $I_{FAV} = 135$ A (sin. 180; 1000 Hz; $T_c = 100$ °C)	
800	800	SKN 136F08	SKR 136F08
1000	1000	SKN 136F10	SKR 136F10
1200	1200	SKN 136F12	SKR 136F12

Symbol	Conditions	Values	Units
I_{FAV}	sin. 180; $T_c = 85$ (100) °C	160 (135)	A
I_{FAV}	K1,1F; $T_a = 35$ °C; sin. 180; 1000 Hz	110	A
I_{FSM}	$T_{vj} = 25$ °C; 10 ms	2500	A
	$T_{vj} = 150$ °C; 10 ms	2100	A
i^2t	$T_{vj} = 25$ °C; 8,3 ... 10 ms	31000	A ² s
	$T_{vj} = 150$ °C; 8,3 ... 10 ms	22000	A ² s
V_F	$T_{vj} = 25$ °C; $I_F = 300$ A	max. 1,95	V
$V_{(TO)}$	$T_{vj} = 150$ °C	max. 1,1	V
r_T	$T_{vj} = 150$ °C	max. 2,3	mΩ
I_{RD}	$T_{vj} = 25$ °C; $V_{RD} = V_{RRM}$	max. 1	mA
I_{RD}	$T_{vj} = 150$ °C; $V_{RD} = V_{RRM}$	max. 100	mA
Q_{rr}	$T_{vj} = 150$ °C; $I_F = 100$ A,	50	μC
I_{RM}	$-di/dt = 100$ A/μs, $V_R = 400$ V	53	A
t_{rr}		1900	ns
E_{rr}		-	mJ
$R_{th(j-c)}$		0,2	K/W
$R_{th(c-s)}$		0,08	K/W
T_{vj}		- 40 ... + 150	°C
T_{stg}		- 55 ... + 150	°C
V_{isol}		-	V~
M_s	to heatsink	10	Nm
a		5 * 9,81	m/s ²
m	approx.	75	g
Case		E 31	

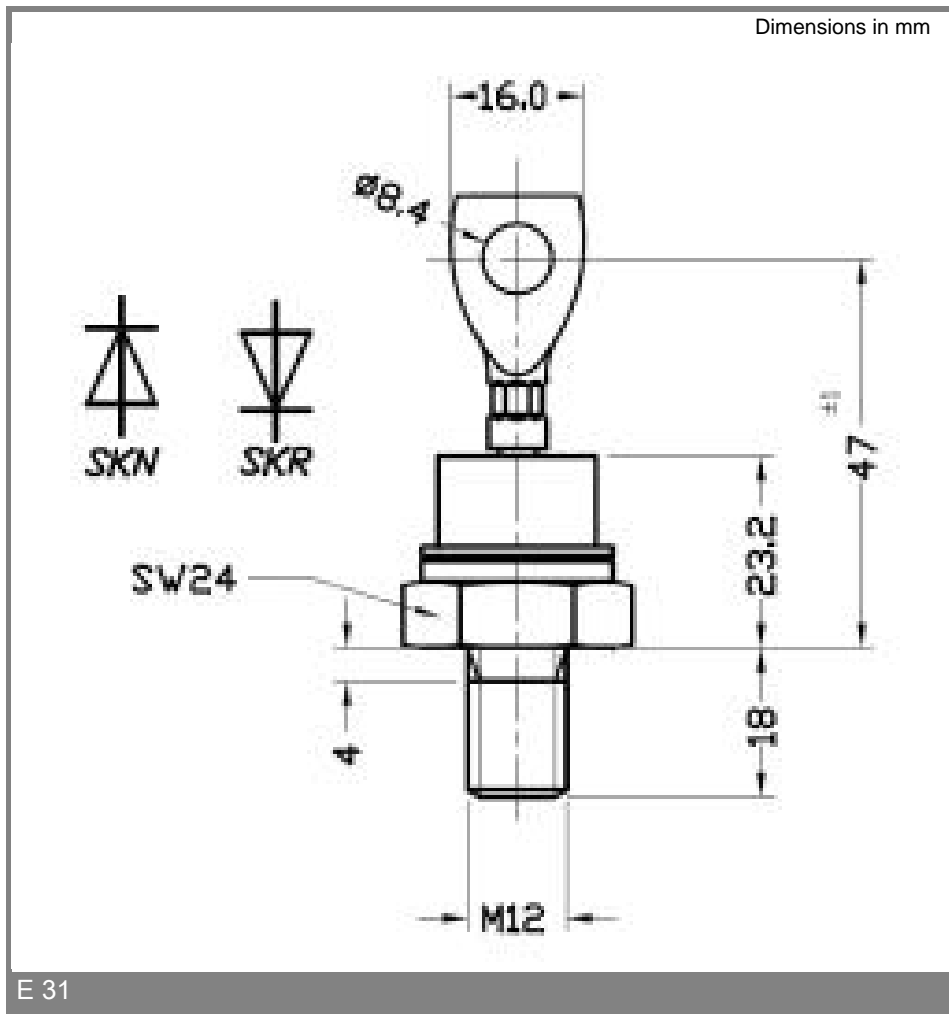


SKN

SKR



Dimensions in mm



E 31

* The specifications of our components may not be considered as an assurance of component characteristics. Components have to be tested for the respective application. Adjustments may be necessary. The use of SEMIKRON products in life support appliances and systems is subject to prior specification and written approval by SEMIKRON. We therefore strongly recommend prior consultation of our personal.