

SKNa 102



Stud Diode

Avalanche Diode

SKNa 102

Publish Data

Features

- Avalanche type reverse characteristic
- Reverse voltages up to 5000 V
- Hermetic metal case with ceramic insulator and extra long creepage distances
- Threaded stud ISO M12
- Cooling via heatsinks
- SKN: Anode to stud

Typical Applications

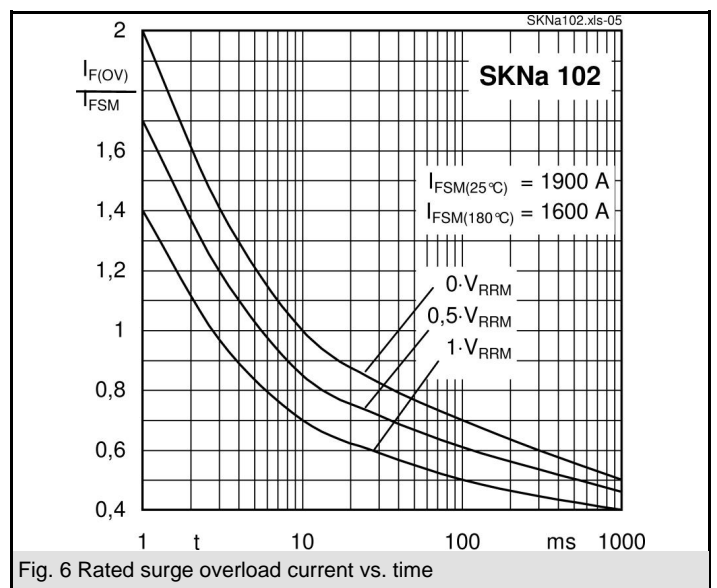
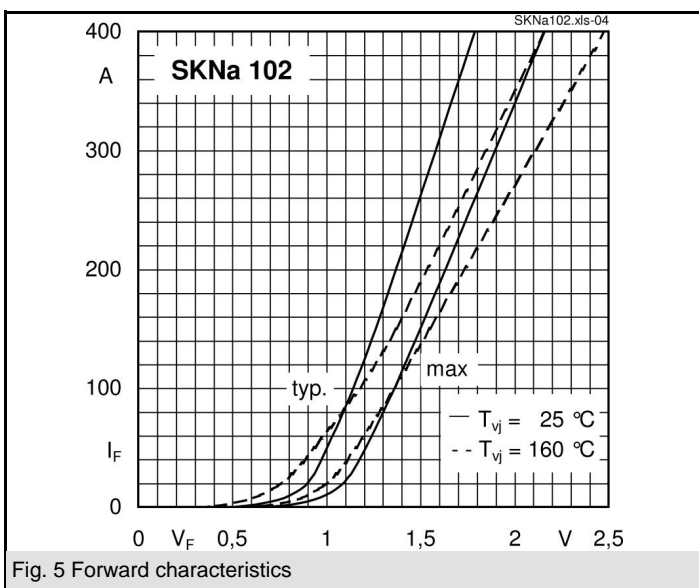
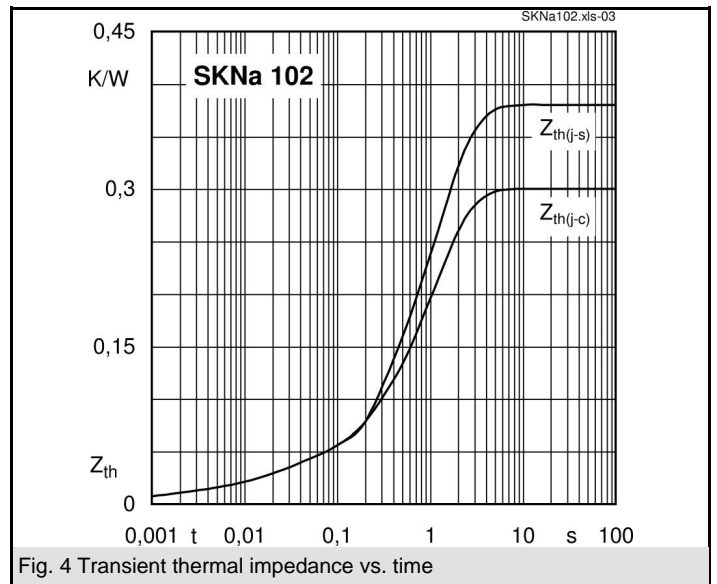
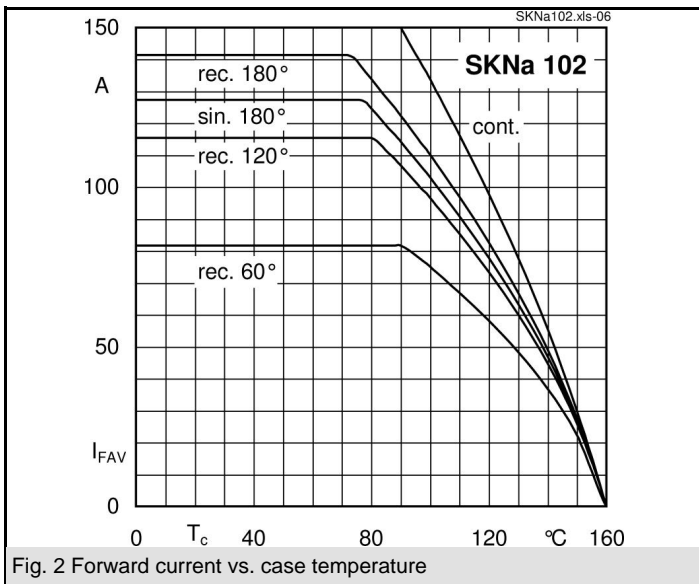
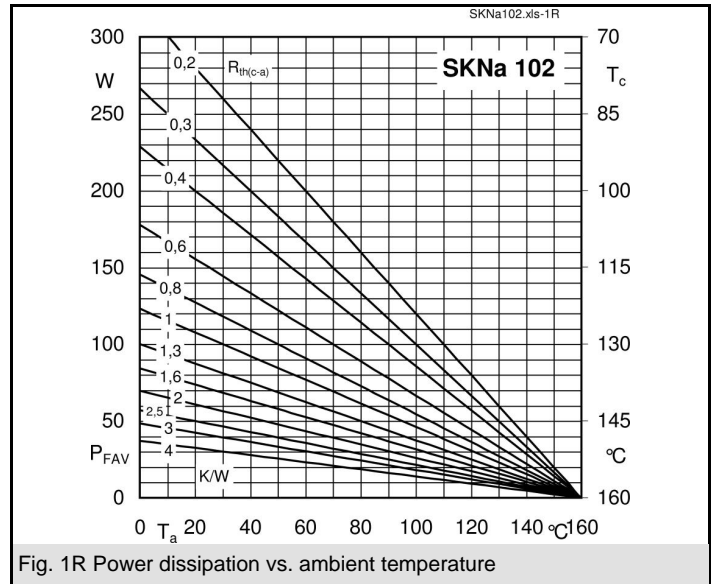
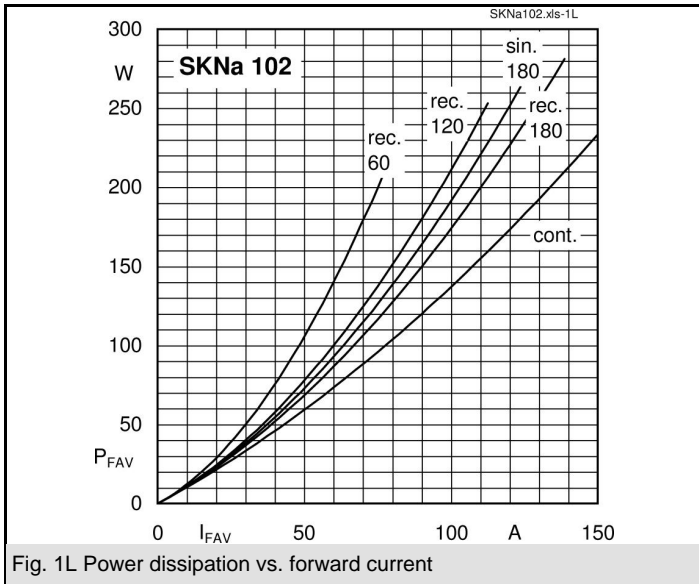
- High voltage rectifier diode for traction and heavy duty applications
- Series connections for high voltage applications
- Non-controllable and half-controllable rectifiers
- Free-wheeling diodes

$V_{(BR)min}$	$I_{FRMS} = 200 \text{ A}$ (maximum value for continuous operation)	C_{max}	R_{min}
V	$I_{FAV} = 125 \text{ A}$ (sin. 180; $T_c = 80 \text{ }^\circ\text{C}$)	μF	Ω
3600	SKNa 102/36		
4000	SKNa 102/40		
4200	SKNa 102/42		
4500	SKNa 102/45		
4600	SKNa 102/46		
4800	SKNa 102/48		
5000	SKNa 102/50		

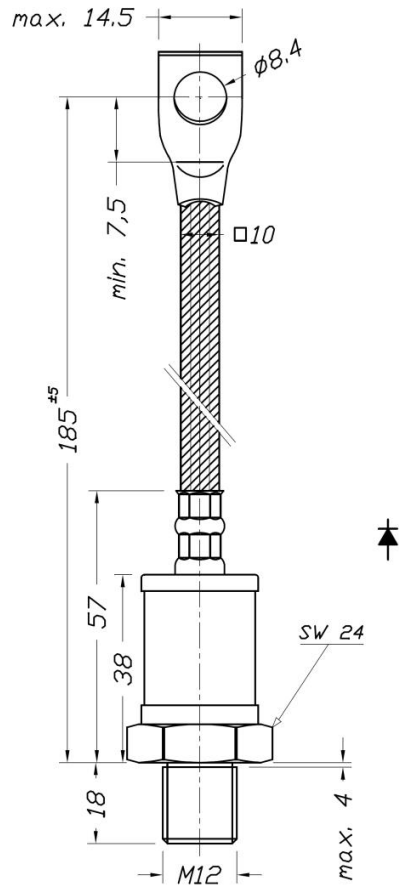
Symbol	Conditions	Values	Units
I_{FAV}	sin. 180 ; $T_c = 80$ (102) $^\circ\text{C}$	125 (100)	A
I_D	K 1,1; $T_a = 45 \text{ }^\circ\text{C}$; B2 / B6	114 / 162	A
	K 1,1F; $T_a = 35 \text{ }^\circ\text{C}$; B2 / B6	189 / 266	A
I_{FSM}	$T_{vj} = 25 \text{ }^\circ\text{C}$; 10 ms	1900	A
	$T_{vj} = 160 \text{ }^\circ\text{C}$; 10 ms	1600	A
i^2t	$T_{vj} = 25 \text{ }^\circ\text{C}$; 8,3 ... 10 ms	18000	A^2s
	$T_{vj} = 160 \text{ }^\circ\text{C}$; 8,3 ... 10 ms	12500	A^2s
V_F	$T_{vj} = 25 \text{ }^\circ\text{C}$; $I_F = 300 \text{ A}$	max. 1,9	V
$V_{(TO)}$	$T_{vj} = 150 \text{ }^\circ\text{C}$	max. 1	V
r_T	$T_{vj} = 150 \text{ }^\circ\text{C}$	max. 3,7	$\text{m}\Omega$
I_{RD}	$T_{vj} = 25 \text{ }^\circ\text{C}$; $V_{RD} = V_{(BR)min}$	max. 1000	μA
	$T_{vj} = 160 \text{ }^\circ\text{C}$; $V_{RD} = V_{(BR)min}$	max. 15	mA
P_{RSM}	$T_{vj} = 160 \text{ }^\circ\text{C}$; $t_p = 10 \mu\text{s}$	36	kW
$R_{th(j-c)}$		0,3	K/W
$R_{th(c-s)}$		0,08	K/W
T_{vj}		- 40 ... + 160	$^\circ\text{C}$
T_{stg}		- 40 ... + 160	$^\circ\text{C}$
V_{isol}		-	V~
M_s	to heatsink	10	Nm
		90	lb.in.
a		5 * 9,81	m/s^2
m	approx.	110	g
Case		E 44	



SKN



Dimensions in mm



CASE E 44 (IEC 60191: A 9 MA modified)

This technical information specifies semiconductor devices but promises no characteristics. No warranty or guarantee expressed or implied is made regarding delivery, performance or suitability.