

SKKT 15, SKKH 15



SEMIPACK[®] 0

Thyristor / Diode Modules

SKKT 15

SKKH 15

Features

- Heat transfer through aluminium oxide ceramic isolated metal baseplate
- Hard soldered joints for high reliability
- UL recognized, file no. E 63 532

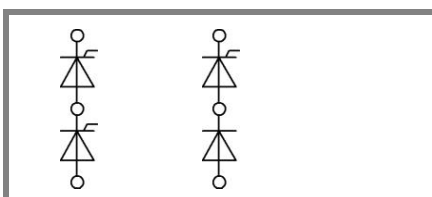
Typical Applications

- DC motor control (e. g. for machine tools)
- Temperature control (e. g. for ovens, chemical processes)
- Professional light dimming (studios, theaters)

- 1) Using tin plated connectors with flexible leads of 6 mm² for the main terminals
- 2) Flexible leads of 6 mm² soldered to the main terminals
- 3) See the assembly instructions

V_{RSM} V	V_{RRM}, V_{DRM} V	$I_{TRMS} = 24^{(1)} A; 30^{(2)} A$ (maximum value for continuous operation) $I_{TAV} = 15^{(1)} A$ (sin. 180; $T_c = 75^\circ C$)	
700	600	SKKT 15/06E	SKKH 15/06E
900	800	SKKT 15/08E	SKKH 15/08E
1300	1200	SKKT 15/12E	SKKH 15/12E
1500	1400	SKKT 15/14E	SKKH 15/14E
1700	1600	SKKT 15/16E	SKKH 15/16E

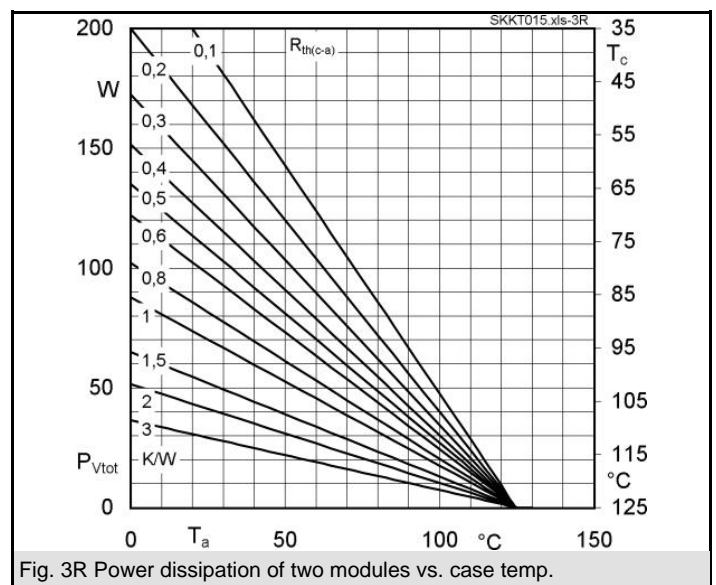
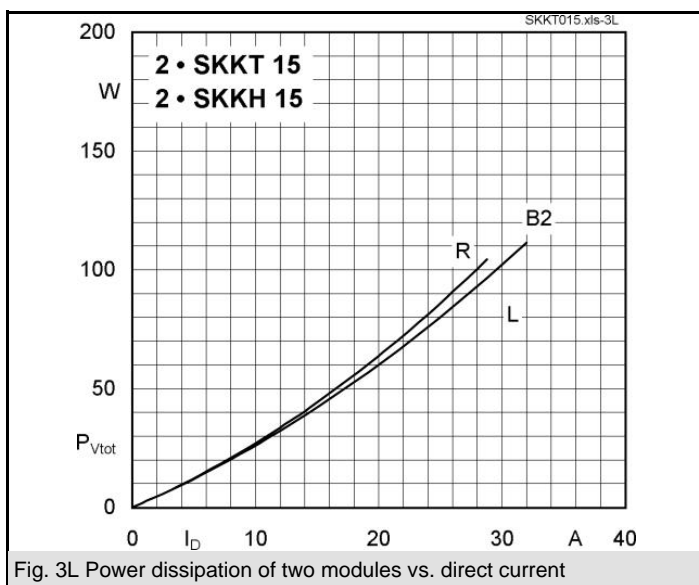
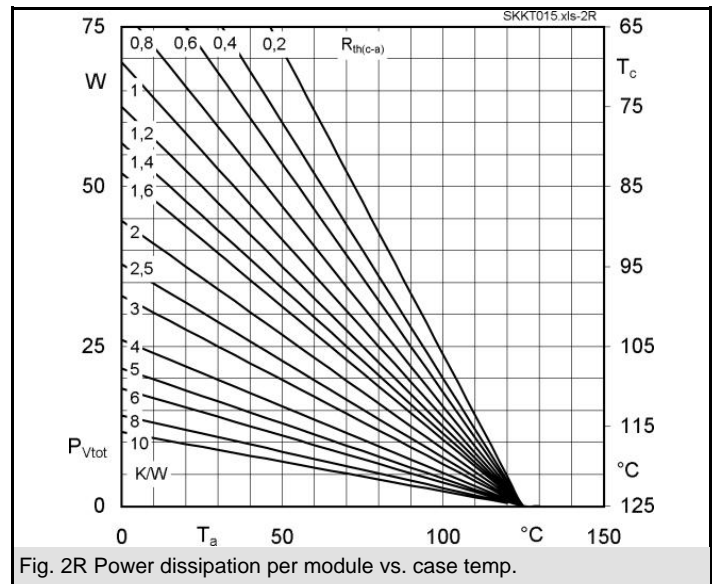
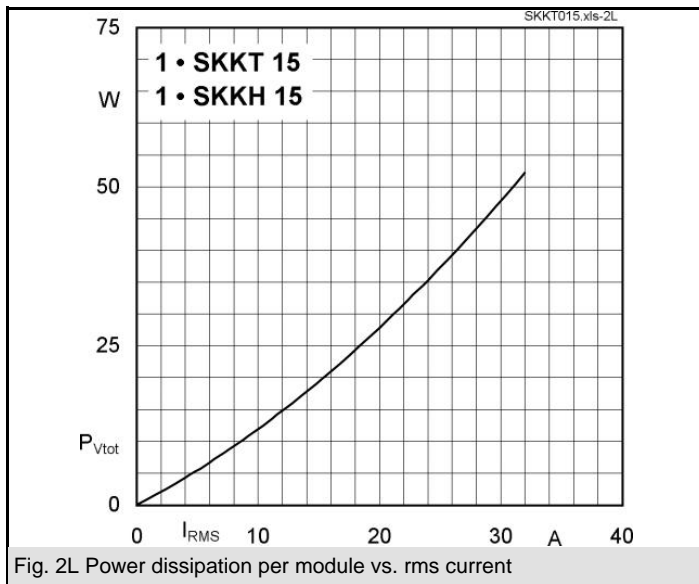
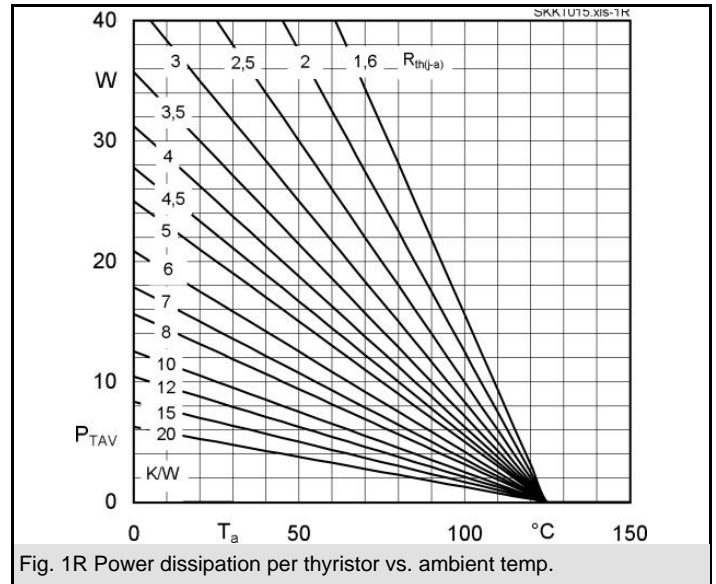
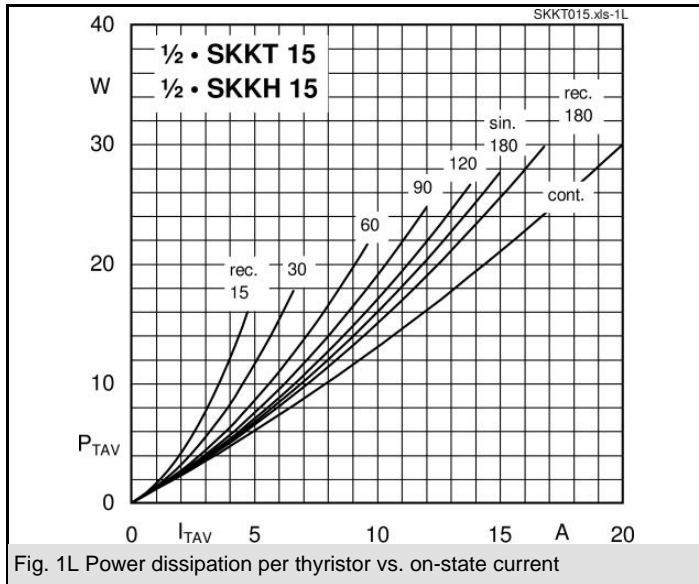
Symbol	Conditions	Values	Units
I_{TAV}	sin. 180; $T_c = 85$ (100) °C	13,5 (9,5)	A
I_D	P13A/100; $T_a = 45^\circ C$; B2 / B6	14 / 17	A
I_{RMS}	P13A/100; $T_a = 45^\circ C$; W1 / W3	21 / 3 x 12	A
I_{TSM}	$T_{vj} = 25^\circ C$; 10 ms	320	A
	$T_{vj} = 125^\circ C$; 10 ms	280	A
i^2t	$T_{vj} = 25^\circ C$; 8,3 ... 10 ms	510	A ² s
	$T_{vj} = 125^\circ C$; 8,3 ... 10 ms	390	A ² s
V_T	$T_{vj} = 25^\circ C$; $I_T = 75 A$	max. 2,45	V
$V_{T(TO)}$	$T_{vj} = 125^\circ C$	1,1	V
r_T	$T_{vj} = 125^\circ C$	20	mΩ
I_{DD}, I_{RD}	$T_{vj} = 125^\circ C$; $V_{RD} = V_{RRM}$; $V_{DD} = V_{DRM}$	max. 8	mA
t_{gd}	$T_{vj} = 25^\circ C$; $I_G = 1 A$; $di_G/dt = 1 A/\mu s$	1	μs
t_{gr}	$V_D = 0,67 * V_{DRM}$	1	μs
$(di/dt)_{cr}$	$T_{vj} = 125^\circ C$	max. 100	A/μs
$(dv/dt)_{cr}$	$T_{vj} = 125^\circ C$	max. 1000	V/μs
t_q	$T_{vj} = 125^\circ C$	80	μs
I_H	$T_{vj} = 25^\circ C$; typ. / max.	80 / 150	mA
I_L	$T_{vj} = 25^\circ C$; $R_G = 33 \Omega$; typ. / max.	150 / 300	mA
V_{GT}	$T_{vj} = 25^\circ C$; d.c.	min. 3	V
I_{GT}	$T_{vj} = 25^\circ C$; d.c.	min. 100	mA
V_{GD}	$T_{vj} = 125^\circ C$; d.c.	max. 0,25	V
I_{GD}	$T_{vj} = 125^\circ C$; d.c.	max. 5	mA
$R_{th(j-c)}$	cont.; per thyristor / per module	1,6 / 0,8	K/W
	sin. 180; per thyristor / per module	1,7 / 0,9	K/W
	rec. 120; per thyristor / per module	1,8 / 0,9	K/W
$R_{th(c-s)}$	per thyristor / module	0,2 / 0,1	K/W
T_{vj}		- 40 ... + 125	°C
T_{stg}		- 40 ... + 125	°C
V_{isol}	a. c. 50 Hz; r.m.s.; 1 s / 1 min.	3600 / 3000	V~
M_s	to heatsink	$1,5 \pm 15\%$ ³⁾	Nm
a		$5 * 9,81$	m/s ²
m	approx.	50	g
Case	SKKT	A 1	
	SKKH	A 2	



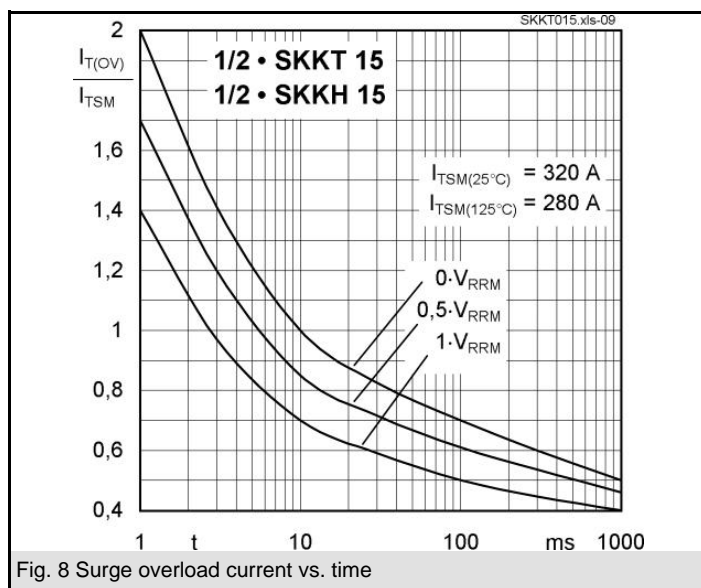
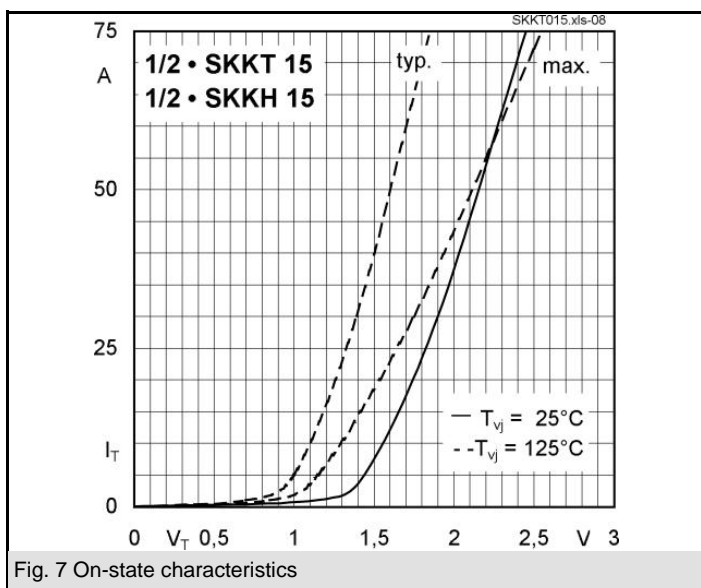
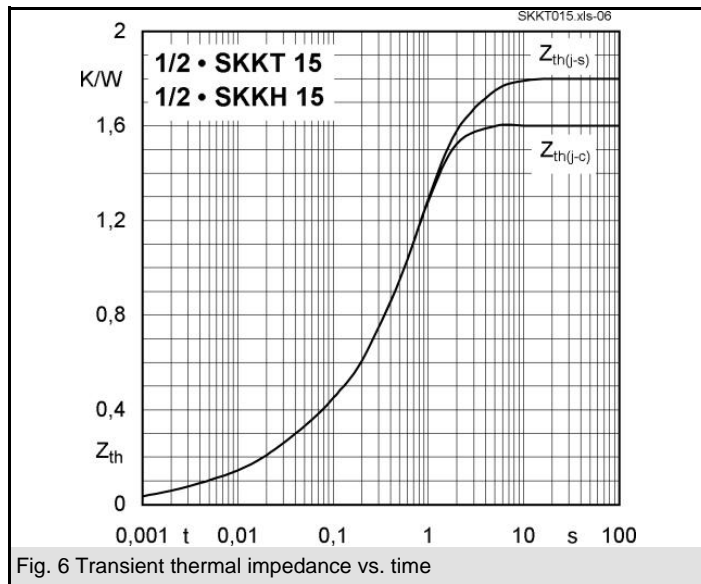
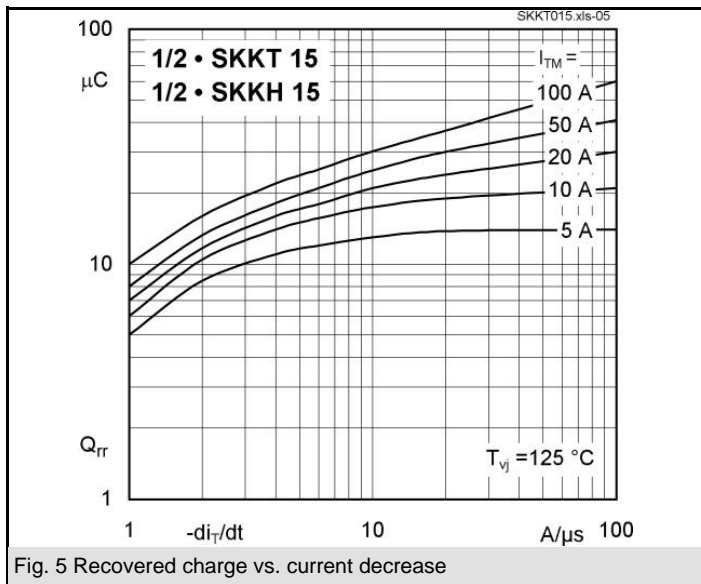
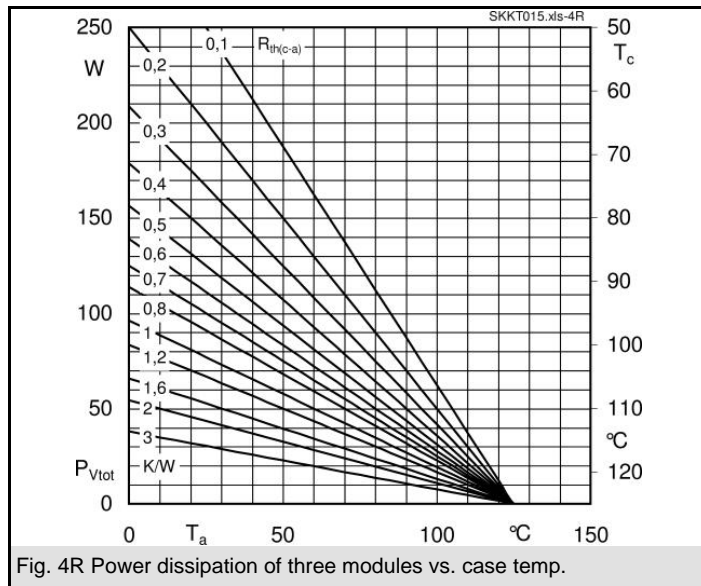
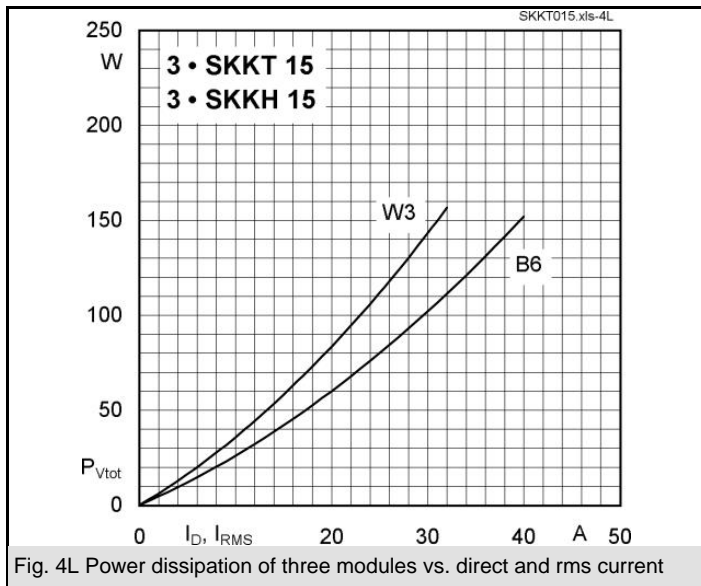
SKKT

SKKH

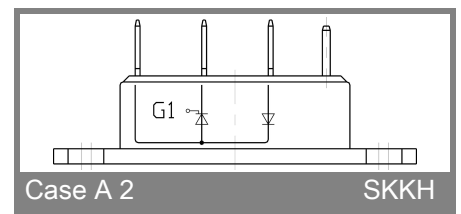
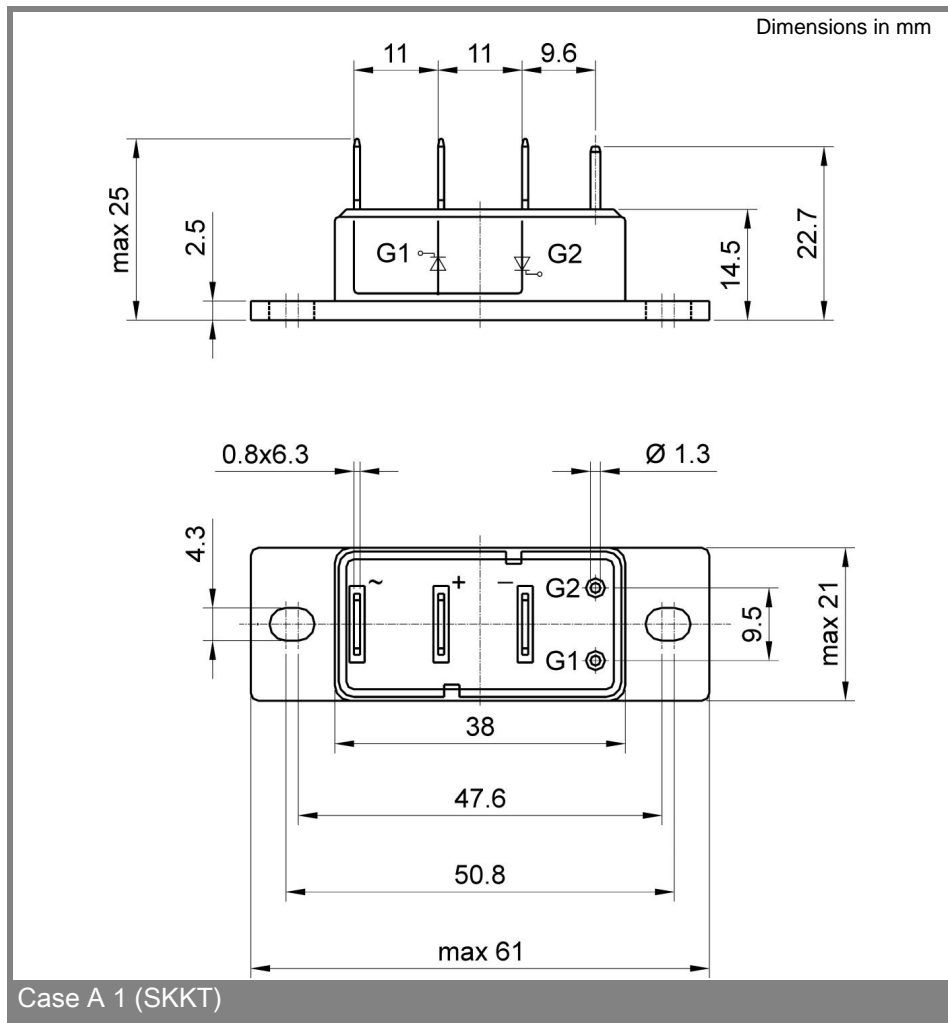
SKKT 15, SKKH 15



SKKT 15, SKKH 15



SKKT 15, SKKH 15



This technical information specifies semiconductor devices but promises no characteristics. No warranty or guarantee expressed or implied is made regarding delivery, performance or suitability.