

SKKD 75F



SEMIPACK[®] 2

Fast Diode Modules

SKKD 75F

Features


- CAL (controlled axial lifetime) technology, patent no. DE 43 10 44
- Heat transfer through ceramic isolated metal baseplate
- Very short recovery times
- Soft recovery
- Low switching losses
- UL recognized, file no. E 63 532

Typical Applications*

- Self-commutated inverters
- DC choppers
- AC motor speed control
- Inductive heating
- Uninterruptible power supplies
- Electronic welders
- General power switching applications

V_{RSM} V	V_{RRM} V	$I_{FRMS} = 110$ A (maximum value for continuous operation)	
1200	1200	$I_{FAV} = 75$ A (sin. 180; 50 Hz; $T_c = 55$ °C)	
		SKKD 75F12	

Symbol	Conditions	Values	Units
I_{FAV}	sin. 180; $T_c = 85$ (100) °C	58 (49)	A
I_{FSM}	$T_{vj} = 25$ °C; 10 ms	1000	A
	$T_{vj} = 150$ °C; 10 ms	900	A
i^2t	$T_{vj} = 25$ °C; 8,3 ... 10 ms	5000	A ² s
	$T_{vj} = 150$ °C; 8,3 ... 10 ms	4000	A ² s
V_F	$T_{vj} = 25$ °C; $I_F = 75$ A	max. 2,2	V
$V_{(TO)}$	$T_{vj} = 150$ °C	max. 1,2	V
r_T	$T_{vj} = 150$ °C	max. 11	mΩ
I_{RD}	$T_{vj} = 25$ °C; $V_{RD} = V_{RRM}$	max. 0,4	mA
I_{RD}	$T_{vj} = 150$ °C; $V_{RD} = V_{RRM}$	max. 20	mA
Q_{rr}	$T_{vj} = 125$ °C, $I_F = 75$ A,	10	μC
I_{RM}	-di/dt = 500 A/μs, $V_R = 600$ V	30	A
t_{rr}		920	ns
E_{rr}		2,1	mJ
$R_{th(j-c)}$	per diode / per module	0,4 / 0,2	K/W
$R_{th(c-s)}$	per diode / per module	0,1 / 0,05	K/W
T_{vj}		- 40 ... + 150	°C
T_{stg}		- 40 ... + 125	°C
V_{isol}	a. c. 50 Hz; r.m.s.; 1 s / 1 min.	4800 / 4000	V~
M_s	to heatsink	5 ± 15 %	Nm
M_t	to terminal	5 ± 15 %	Nm
a		5 * 9,81	m/s ²
m	approx.	160	g
Case		A 23	



SKKD

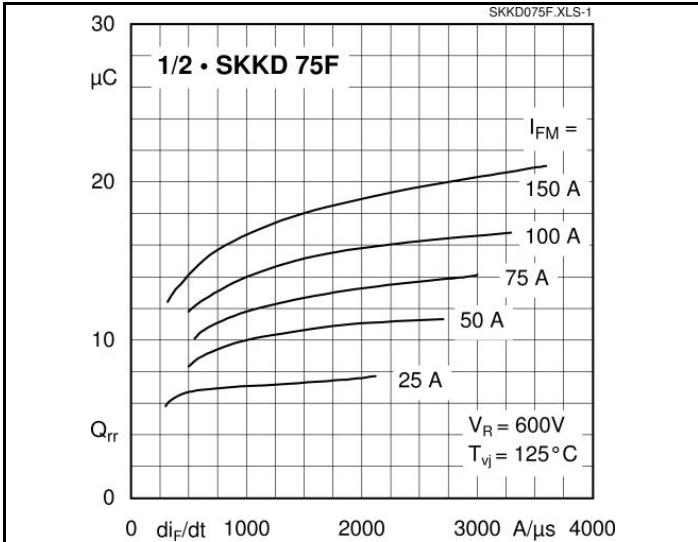


Fig. 1 Typ. recovery charge vs. current decrease

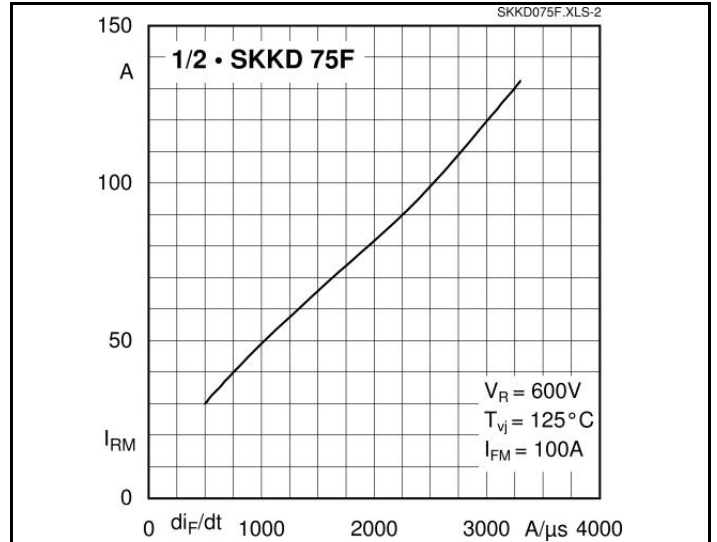


Fig. 2 Peak recovery current vs. current decrease

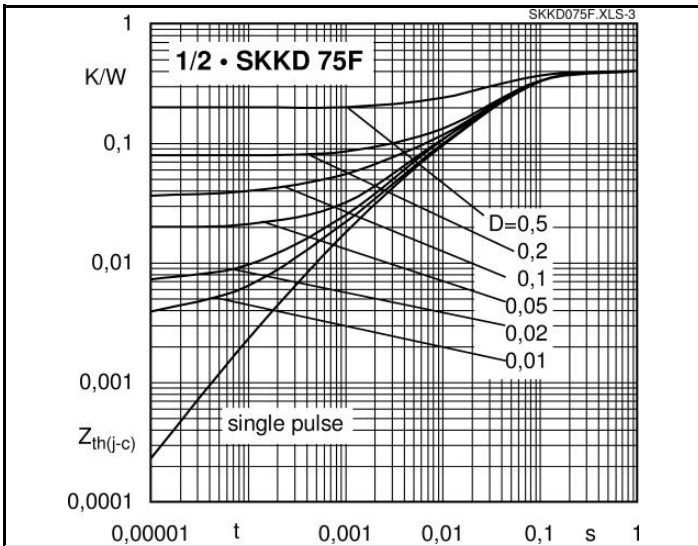


Fig. 3 Transient thermal impedance vs. time

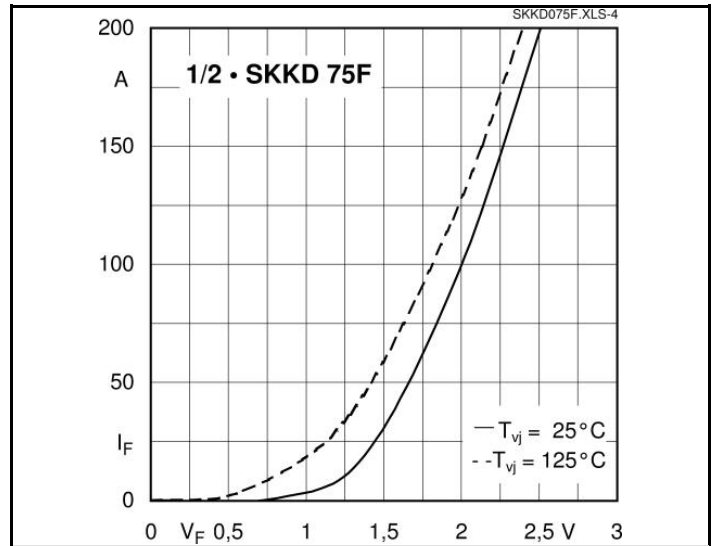


Fig. 4 Typ. forward characteristics

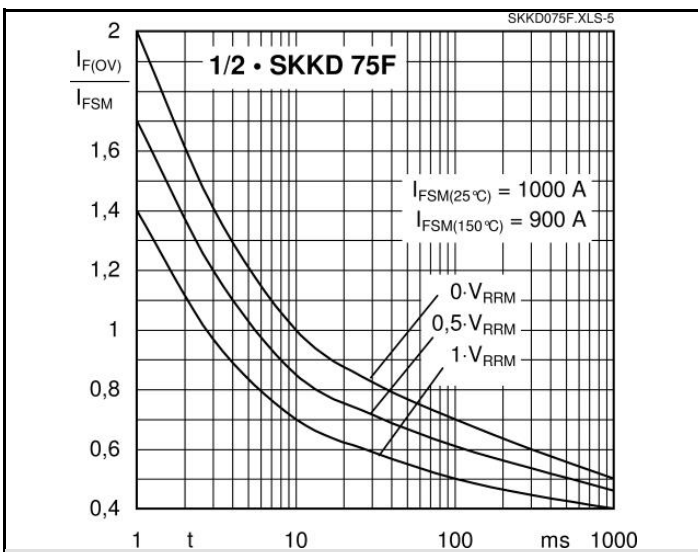
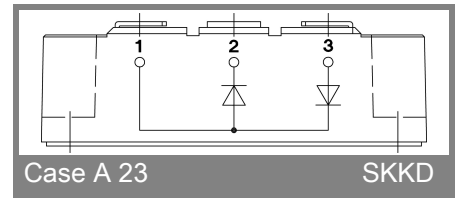
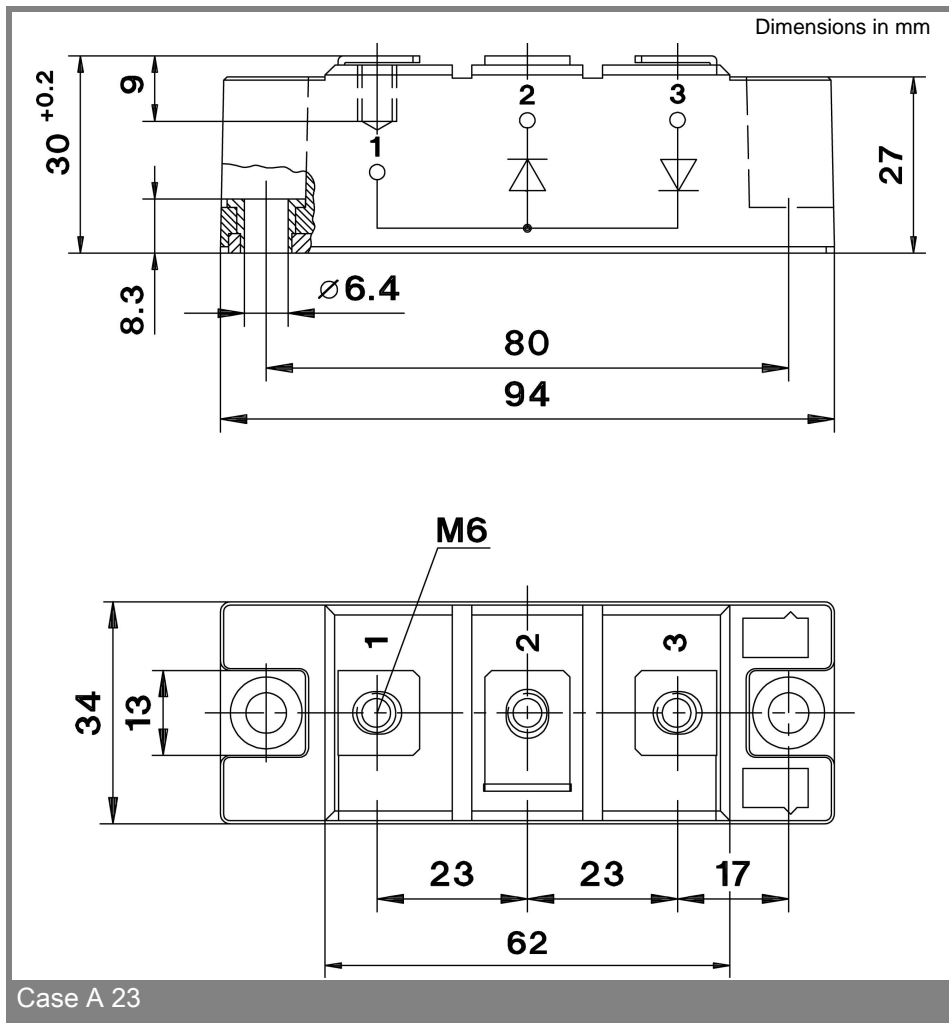


Fig. 5 Surge overload current vs. time

SKKD 75F



* The specifications of our components may not be considered as an assurance of component characteristics. Components have to be tested for the respective application. Adjustments may be necessary. The use of SEMIKRON products in life support appliances and systems is subject to prior specification and written approval by SEMIKRON. We therefore strongly recommend prior consultation of our personal.