

SKKD 15, SKKE 15



SEMIPACK[®] 0

Rectifier Diode Modules

SKKD 15

SKKE 15

Features

- Heat transfer through aluminium oxide ceramic isolated metal baseplate
- Hard soldered joints for high reliability
- UL recognized, file no. E 63 532

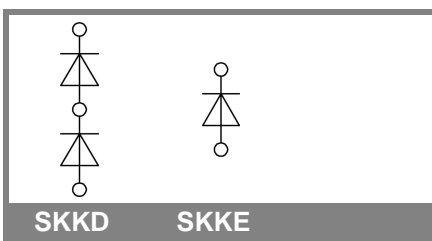
Typical Applications

- Non-controllable rectifiers for AC/AC converters
- Line rectifiers for transistorized AC motor controllers
- Field supply for DC motors
- SKKE: Free-wheeling diodes

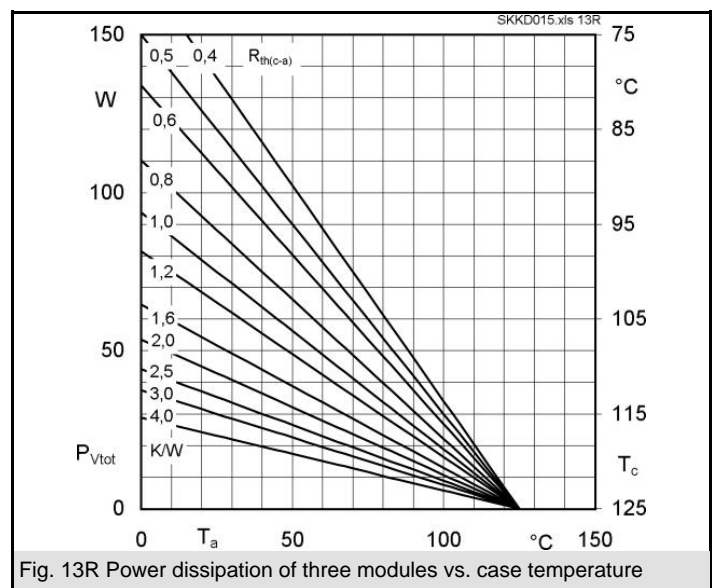
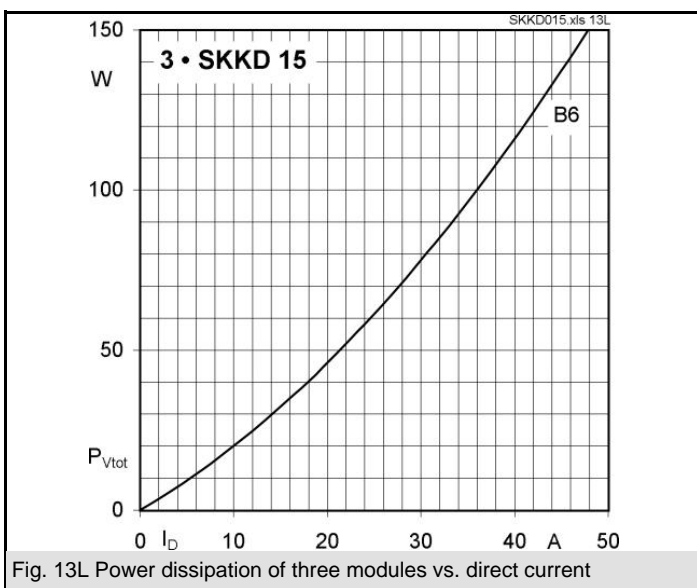
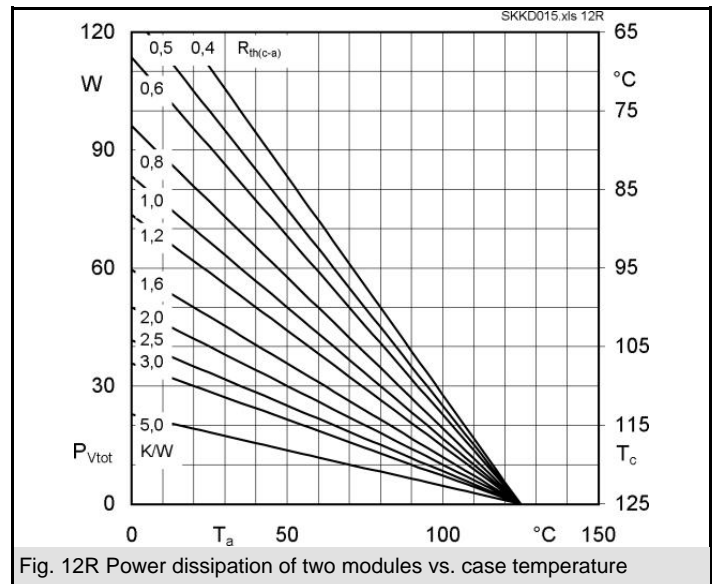
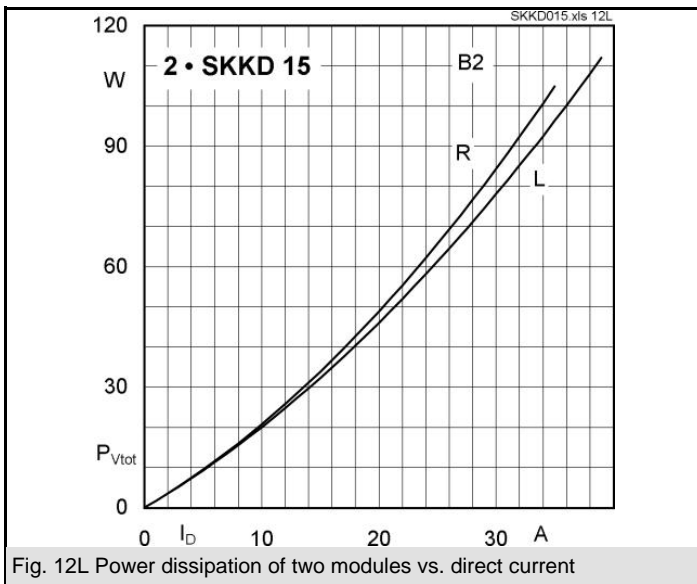
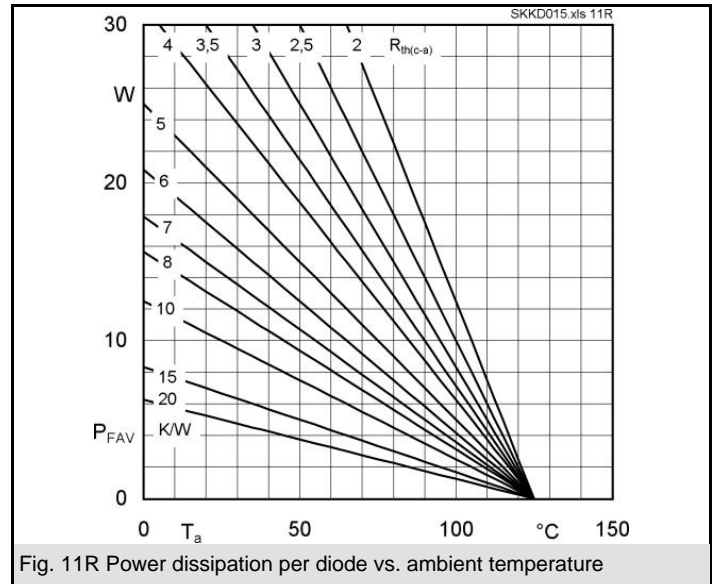
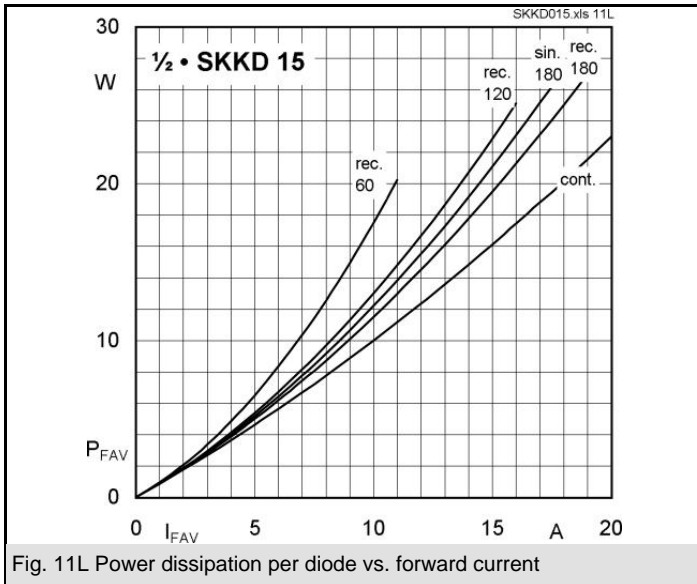
1) SKKD types only

V_{RSM} V	V_{RRM} V	$I_{FRMS} = 24$ A (maximum value for continuous operation) $I_{FAV} = 15$ A (sin. 180; $T_c = 82$ °C)	
700	600	SKKD 15/06	SKKE 15/06
900	800	SKKD 15/08	SKKE 15/08
1300	1200	SKKD 15/12	SKKE 15/12
1500	1400	SKKD 15/14	SKKE 15/14
1700	1600	SKKD 15/16	SKKE 15/16

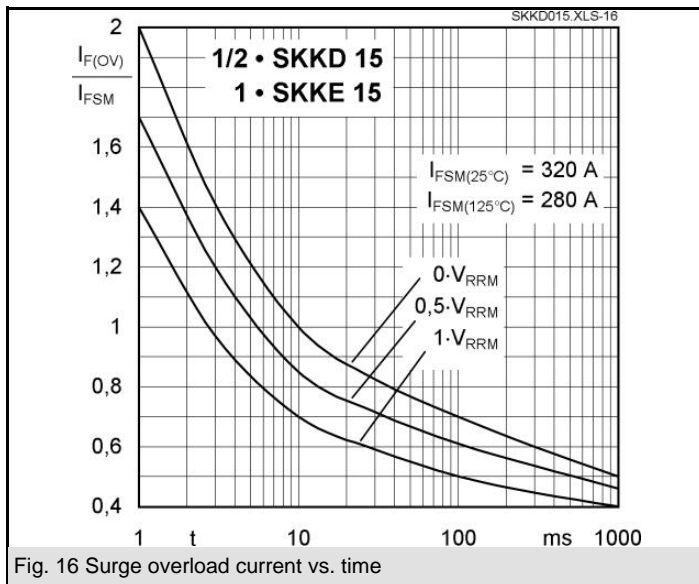
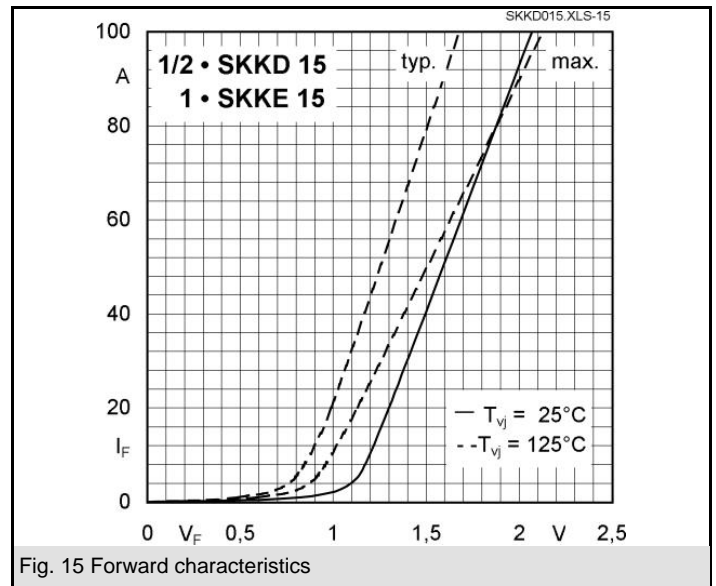
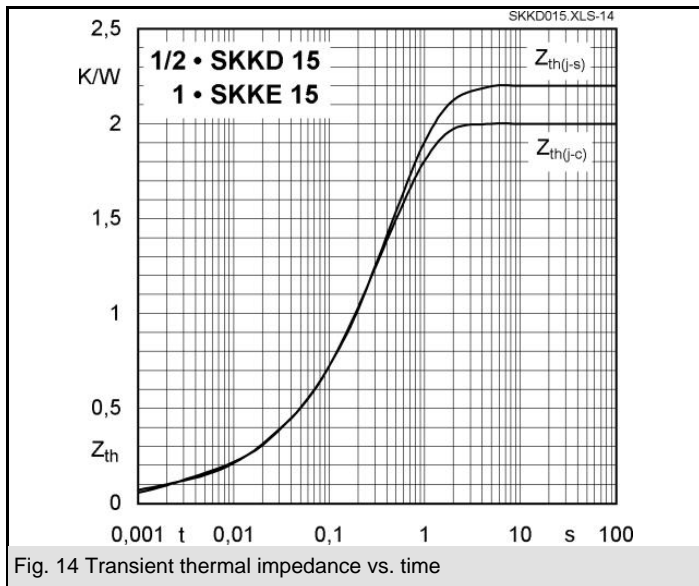
Symbol	Conditions	Values	Units
I_{FAV}	sin. 180; $T_c = 85$ (100) °C	14 (10)	A
I_D	P13A/125; $T_a = 45$ °C; B2 / B6	18 / 22,5	A
I_{FSM}	$T_{vj} = 25$ °C; 10 ms	320	A
	$T_{vj} = 125$ °C; 10 ms	280	A
i^2t	$T_{vj} = 25$ °C; 8,3 ... 10 ms	510	A ² s
	$T_{vj} = 125$ °C; 8,3 ... 10 ms	390	A ² s
V_F	$T_{vj} = 25$ °C; $I_F = 75$ A	max. 1,85	V
$V_{(TO)}$	$T_{vj} = 125$ °C	0,85	V
r_T	$T_{vj} = 125$ °C	15	mΩ
I_{RD}	$T_{vj} = 125$ °C; $V_{RD} = V_{RRM}$	max. 2,5	mA
$R_{th(j-c)}$	per diode / per module ¹⁾	2 / 1	K/W
$R_{th(c-s)}$	per diode / per module ¹⁾	0,2 / 0,1	K/W
T_{vj}		- 40 ... + 125	°C
T_{stg}		- 40 ... + 125	°C
V_{isol}	a. c. 50 Hz; r.m.s.; 1 s / 1 min.	3600 / 3000	V~
M_s	to heatsink	1,5 ± 15 %	Nm
a		5 * 9,81	m/s ²
m	approx.	50	g
Case	SKKD	A 3	
	SKKE	A 4	



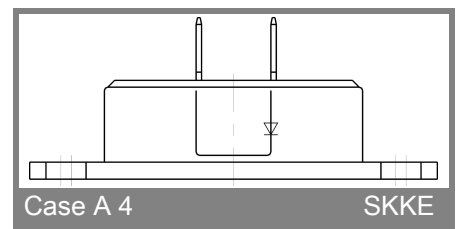
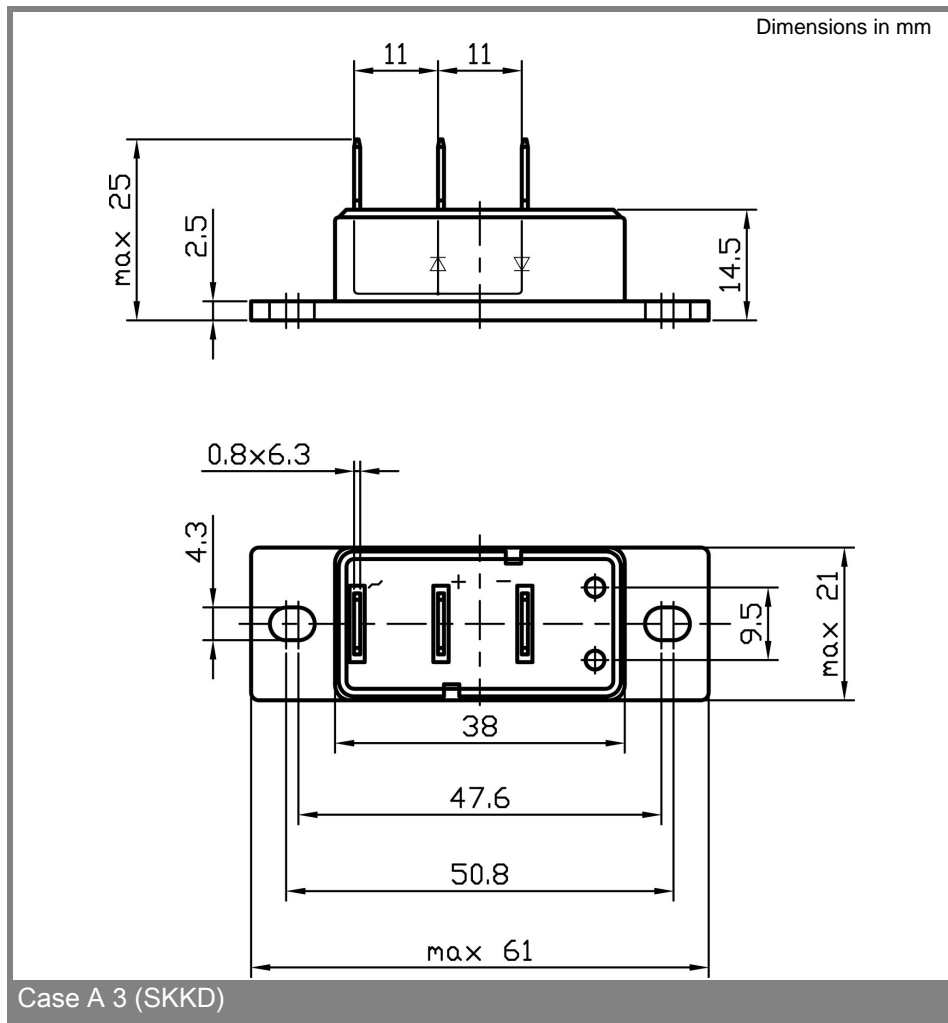
SKKD 15, SKKE 15



SKKD 15, SKKE 15



SKKD 15, SKKE 15



This technical information specifies semiconductor devices but promises no characteristics. No warranty or guarantee expressed or implied is made regarding delivery, performance or suitability.