



SEMITOP[®] 2

IGBT Module

SK 60GM123


Preliminary Data

Features

- Compact design
- One screw mounting
- Heat transfer and isolation through direct copper bonding aluminium oxide ceramic (DBC)
- High short circuit capability
- Low tail current with low temperature dependence

Typical Applications*

- Switching (not for linear use)
- Inverter
- Switched mode power supplies
- UPS



GM

Absolute Maximum Ratings		$T_s = 25\text{ °C}$, unless otherwise specified			
Symbol	Conditions	Values			Units
IGBT					
V_{CES}	$T_j = 25\text{ °C}$	1200			V
I_C	$T_j = 125\text{ °C}$	$T_s = 25\text{ °C}$	60		A
		$T_s = 80\text{ °C}$	40		A
I_{CRM}	$I_{CRM} = 2 \times I_{Cnom}$	100			A
V_{GES}		± 20			V
t_{psc}	$V_{CC} = 600\text{ V}; V_{GE} \leq 20\text{ V}; T_j = 125\text{ °C}$ $V_{CES} < 1200\text{ V}$	10			μs
Inverse Diode					
I_F	$T_j = 150\text{ °C}$	$T_s = 25\text{ °C}$	60		A
		$T_s = 80\text{ °C}$	40		A
I_{FRM}	$I_{FRM} = 2 \times I_{Fnom}$	100			A
Module					
$I_{t(RMS)}$					A
T_{vj}		-40 ... +150			$^{\circ}\text{C}$
T_{stg}		-40 ... +125			$^{\circ}\text{C}$
V_{isol}	AC, 1 min.	2500			V

Characteristics		$T_s = 25\text{ °C}$, unless otherwise specified			
Symbol	Conditions	min.	typ.	max.	Units
IGBT					
$V_{GE(th)}$	$V_{GE} = V_{CE}, I_C = 2\text{ mA}$	4,5	5,5	6,5	V
I_{CES}	$V_{GE} = V, V_{CE} = V_{CES}, T_j = \text{°C}$				mA
V_{CE0}	$T_j = \text{°C}$				V
r_{CE}	$V_{GE} = V, T_j = \text{°C}$				m Ω
$V_{CE(sat)}$	$I_{Cnom} = 50\text{ A}, V_{GE} = 15\text{ V}$	$T_j = 25\text{ °C}_{chiplev.}$	2,5	3	V
		$T_j = 125\text{ °C}_{chiplev.}$	3,1	3,7	V
C_{res}	$V_{CE} = 25, V_{GE} = 0\text{ V}, f = 1\text{ MHz}$	3,3			nF
C_{oes}					nF
C_{res}					nF
$t_{d(on)}$	$R_{Gon} = 23\ \Omega$	$V_{CC} = 600\text{ V}$ $I_C = 50\text{ A}$	40		ns
t_r			45		ns
E_{on}	$R_{Goff} = 23\ \Omega$	$T_j = 125\text{ °C}$ $V_{GE} = \pm 15\text{ V}$	7		mJ
$t_{d(off)}$			300		ns
t_f			45		ns
E_{off}			5,2		mJ
$R_{th(j-s)}$	per IGBT	0,6			K/W



SEMITOP® 2

IGBT Module

SK 60GM123

Preliminary Data

Features

- Compact design
- One screw mounting
- Heat transfer and isolation through direct copper bonding aluminium oxide ceramic (DBC)
- High short circuit capability
- Low tail current with low temperature dependence

Typical Applications*

- Switching (not for linear use)
- Inverter
- Switched mode power supplies
- UPS



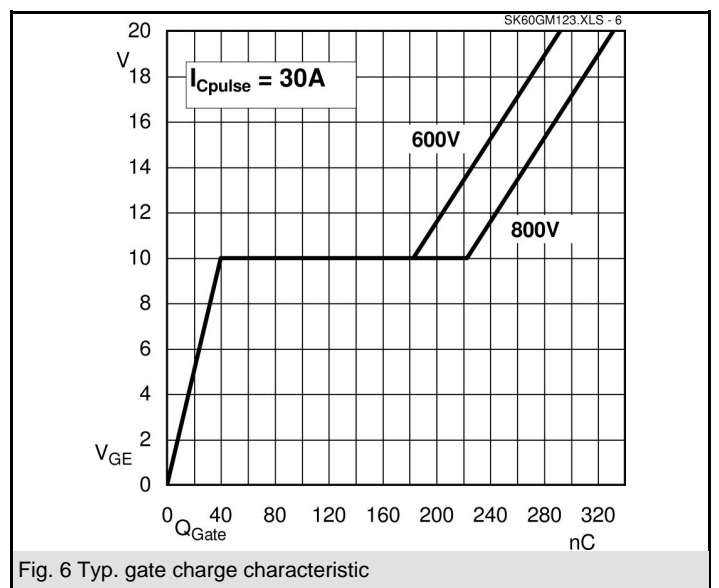
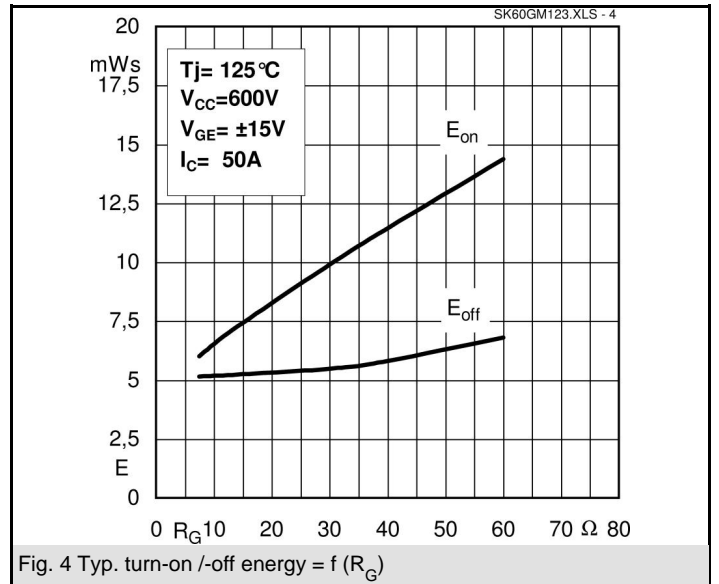
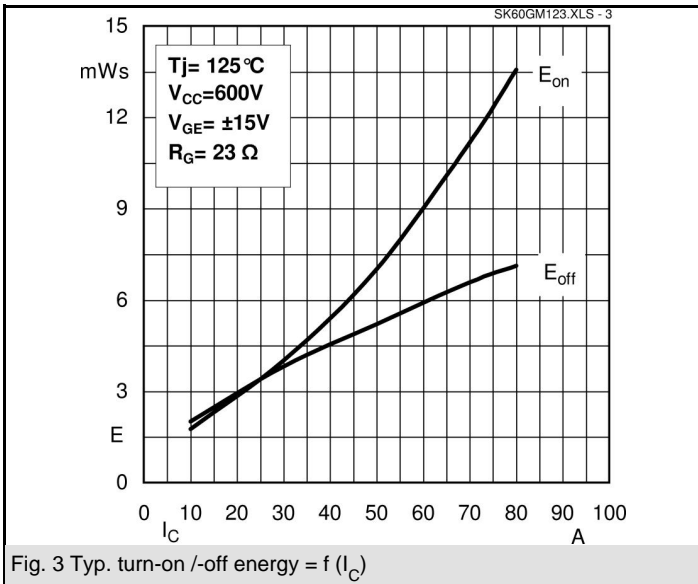
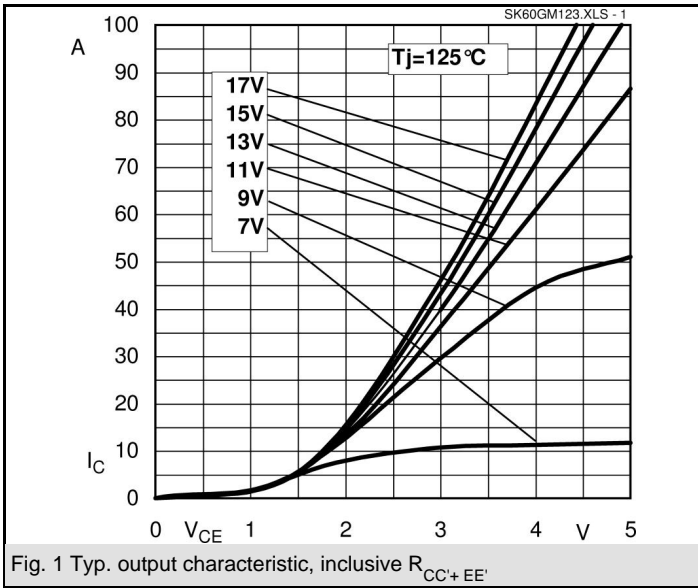
GM

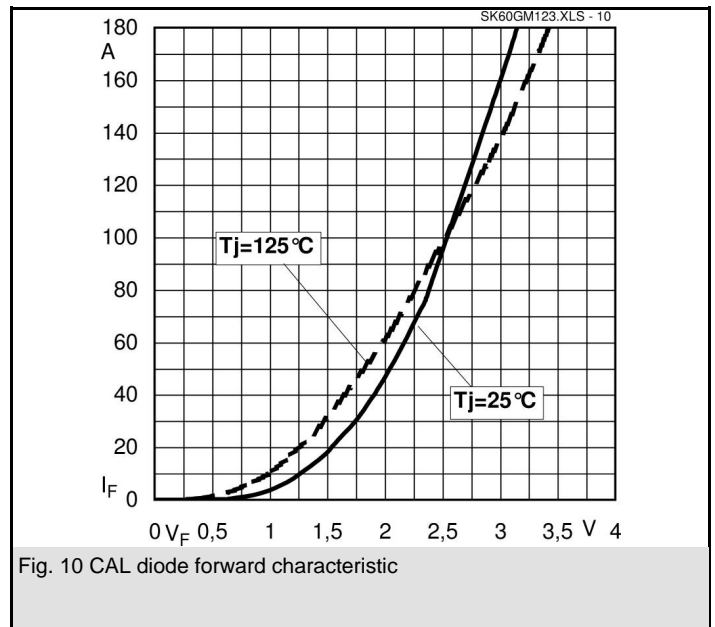
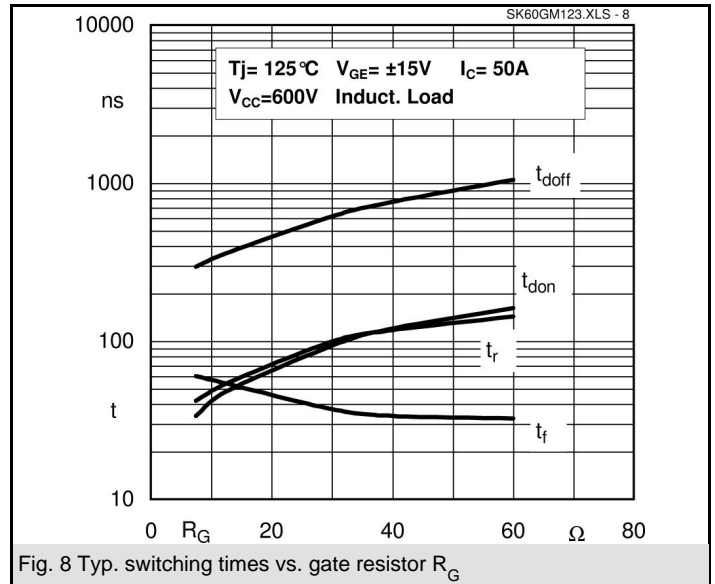
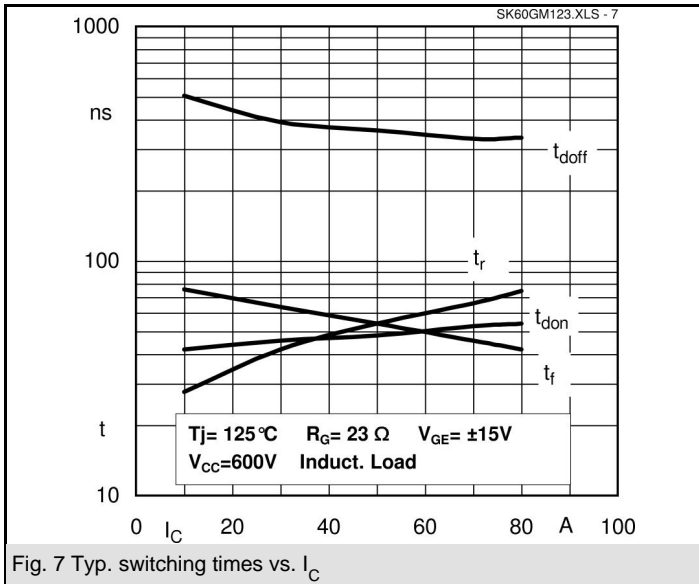
Characteristics

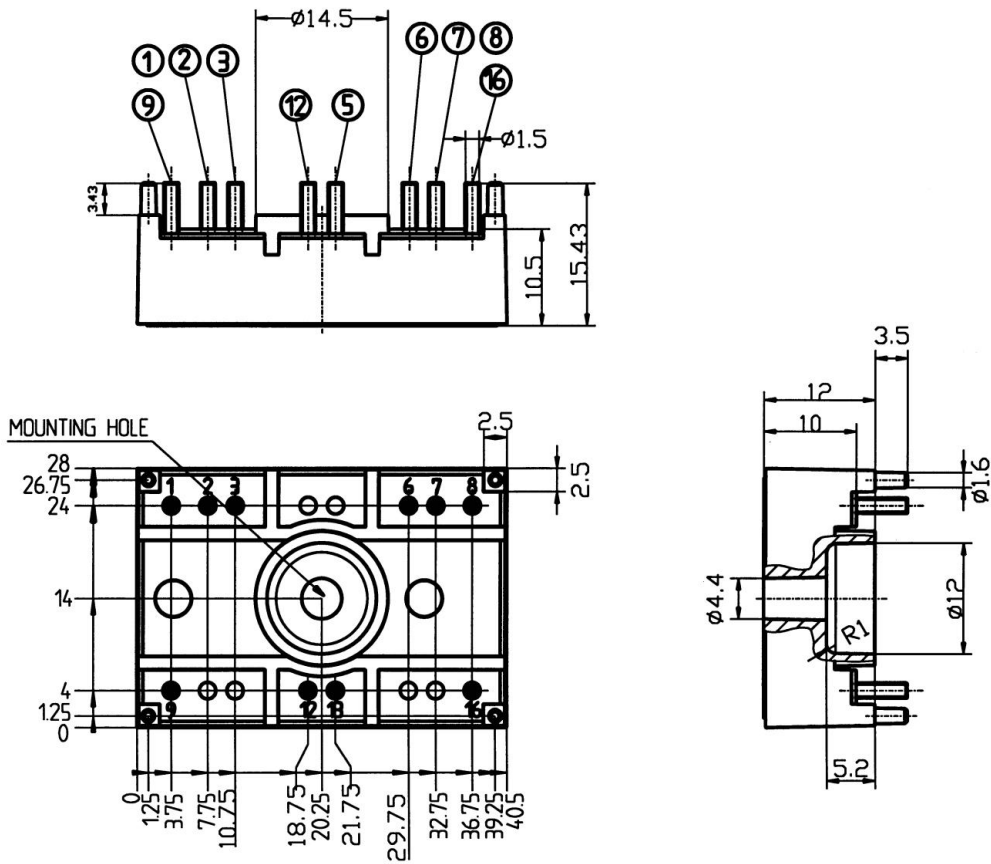
Symbol	Conditions	min.	typ.	max.	Units
Inverse Diode					
$V_F = V_{EC}$	$I_{Fnom} = 50 \text{ A}; V_{GE} = 0 \text{ V}$		2	2,5	V
			1,8		V
V_{F0}			1	1,2	V
r_F			16	22	mΩ
I_{RRM}	$I_F = 30 \text{ A}$		16		A
Q_{rr}	$di/dt = 400 \text{ A}/\mu\text{s}$		5,4		μC
E_{rr}	$V_{CC} = 600\text{V}$		2,4		mJ
$R_{th(j-s)D}$	per diode			0,7	K/W
M_s	to heat sink M1			2	Nm
w			21		g

This is an electrostatic discharge sensitive device (ESDS), international standard IEC 60747-1, Chapter IX.

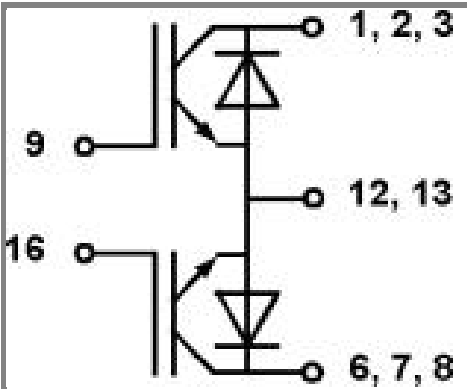
* The specifications of our components may not be considered as an assurance of component characteristics. Components have to be tested for the respective application. Adjustments may be necessary. The use of SEMIKRON products in life support appliances and systems is subject to prior specification and written approval by SEMIKRON. We therefore strongly recommend prior consultation of our personal.







Case T32 (Suggested hole diameter, in the PCB, for solder pins and plastic mounting pins: 2mm)



Case T35

GM