

SEMiX703GD126HDc



SEMiX[®] 33c

Trench IGBT Modules

SEMiX703GD126HDc

Features

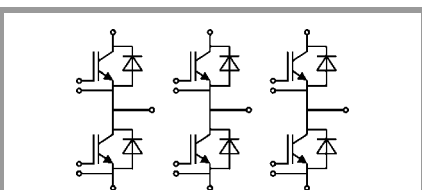
- Homogeneous Si
- Trench = Trenchgate technology
- $V_{CE(sat)}$ with positive temperature coefficient
- High short circuit capability
- UL recognised file no. E63532

Typical Applications*

- AC inverter drives
- UPS
- Electronic Welding

Remarks

- Case temperatur limited to $T_C=125^\circ\text{C}$ max.
- Not for new design



GD

| Absolute Maximum Ratings | | | | |
|--------------------------|--|---------------------------|-------------|------------------|
| Symbol | Conditions | | Values | Unit |
| IGBT | | | | |
| V_{CES} | | | 1200 | V |
| I_C | $T_j = 150^\circ\text{C}$ | $T_c = 25^\circ\text{C}$ | 642 | A |
| | | $T_c = 80^\circ\text{C}$ | 449 | A |
| I_{Cnom} | | | 450 | A |
| I_{CRM} | $I_{CRM} = 2 \times I_{Cnom}$ | | 900 | A |
| V_{GES} | | | -20 ... 20 | V |
| t_{psc} | $V_{CC} = 600\text{ V}$ $V_{GE} \leq 20\text{ V}$ $V_{CES} \leq 1200\text{ V}$ | $T_j = 125^\circ\text{C}$ | 10 | μs |
| | | | | |
| T_j | | | -40 ... 150 | $^\circ\text{C}$ |
| Inverse diode | | | | |
| I_F | $T_j = 150^\circ\text{C}$ | $T_c = 25^\circ\text{C}$ | 561 | A |
| | | $T_c = 80^\circ\text{C}$ | 384 | A |
| I_{Fnom} | | | 450 | A |
| I_{FRM} | $I_{FRM} = 2 \times I_{Fnom}$ | | 900 | A |
| I_{FSM} | $t_p = 10\text{ ms, sin } 180^\circ, T_j = 25^\circ\text{C}$ | | 2900 | A |
| T_j | | | -40 ... 150 | $^\circ\text{C}$ |
| Module | | | | |
| $I_{t(RMS)}$ | | | 600 | A |
| T_{stg} | | | -40 ... 125 | $^\circ\text{C}$ |
| V_{isol} | AC sinus 50Hz, t = 1 min | | 4000 | V |

| Characteristics | | | | | | |
|-----------------|--|---------------------------|------|------|-------|------------------|
| Symbol | Conditions | | min. | typ. | max. | Unit |
| IGBT | | | | | | |
| $V_{CE(sat)}$ | $I_C = 450\text{ A}$ $V_{GE} = 15\text{ V}$ chipelevel | $T_j = 25^\circ\text{C}$ | 1.7 | 2.1 | | V |
| | | $T_j = 125^\circ\text{C}$ | 2 | 2.45 | | V |
| V_{CE0} | | | | | | |
| | $T_j = 25^\circ\text{C}$ | | 1 | 1.2 | | V |
| | | | | | | |
| | $T_j = 125^\circ\text{C}$ | | 0.9 | 1.1 | | V |
| r_{CE} | $V_{GE} = 15\text{ V}$ | $T_j = 25^\circ\text{C}$ | 1.6 | 2.0 | | $\text{m}\Omega$ |
| | | $T_j = 125^\circ\text{C}$ | 2.4 | 3.0 | | $\text{m}\Omega$ |
| $V_{GE(th)}$ | $V_{GE}=V_{CE}, I_C = 18\text{ mA}$ | | 5 | 5.8 | 6.5 | V |
| I_{CES} | $V_{GE} = 0\text{ V}$ $V_{CE} = 1200\text{ V}$ | $T_j = 25^\circ\text{C}$ | 0.1 | 0.3 | | mA |
| | | $T_j = 125^\circ\text{C}$ | | | | mA |
| C_{ies} | | | | 32.3 | | nF |
| C_{oes} | $V_{CE} = 25\text{ V}$ $V_{GE} = 0\text{ V}$ | $f = 1\text{ MHz}$ | | 1.69 | | nF |
| C_{res} | | $f = 1\text{ MHz}$ | | 1.46 | | nF |
| Q_G | $V_{GE} = -8\text{ V...} + 15\text{ V}$ | | | 3600 | | nC |
| R_{Gint} | $T_j = 25^\circ\text{C}$ | | | 1.67 | | Ω |
| $t_{d(on)}$ | $V_{CC} = 600\text{ V}$ $I_C = 450\text{ A}$ | $T_j = 125^\circ\text{C}$ | | 310 | | ns |
| t_r | | $T_j = 125^\circ\text{C}$ | | 60 | | ns |
| E_{on} | $R_{Gon} = 1.6\ \Omega$ | | | 32 | | mJ |
| $t_{d(off)}$ | $R_{Goff} = 1.6\ \Omega$ | | | 680 | | ns |
| t_f | | | | 135 | | ns |
| E_{off} | | | | 68 | | mJ |
| $R_{th(j-c)}$ | per IGBT | | | | 0.061 | K/W |

SEMiX703GD126HDc



SEMiX® 33c

Trench IGBT Modules

SEMiX703GD126HDc

Features

- Homogeneous Si
- Trench = Trenchgate technology
- $V_{CE(sat)}$ with positive temperature coefficient
- High short circuit capability
- UL recognised file no. E63532

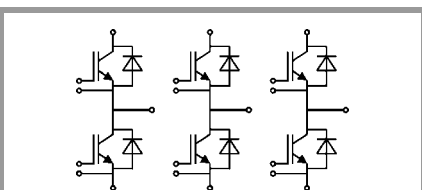
Typical Applications*

- AC inverter drives
- UPS
- Electronic Welding

Remarks

- Case temperatur limited to $T_C=125^\circ\text{C}$ max.
- Not for new design

| Characteristics | | | | | | |
|--------------------------|--|---------------------------|------|---------------------|------|---------------|
| Symbol | Conditions | | min. | typ. | max. | Unit |
| Inverse diode | | | | | | |
| $V_F = V_{EC}$ | $I_F = 450\text{ A}$ $V_{GE} = 0\text{ V}$ chip | $T_j = 25^\circ\text{C}$ | | 1.6 | 1.80 | V |
| | | $T_j = 125^\circ\text{C}$ | | 1.6 | 1.8 | V |
| V_{F0} | | $T_j = 25^\circ\text{C}$ | 0.9 | 1 | 1.1 | V |
| | | $T_j = 125^\circ\text{C}$ | 0.7 | 0.8 | 0.9 | V |
| r_F | | $T_j = 25^\circ\text{C}$ | 1.1 | 1.3 | 1.6 | m Ω |
| | | $T_j = 125^\circ\text{C}$ | 1.6 | 1.8 | 2.0 | m Ω |
| I_{RRM} | $I_F = 450\text{ A}$ | $T_j = 125^\circ\text{C}$ | | 580 | | A |
| Q_{rr} | $di/dt_{off} = 8500\text{ A}/\mu\text{s}$ | $T_j = 125^\circ\text{C}$ | | 130 | | μC |
| E_{rr} | $V_{GE} = -15\text{ V}$ $V_{CC} = 600\text{ V}$ | $T_j = 125^\circ\text{C}$ | | 60 | | mJ |
| $R_{th(j-c)}$ | per diode | | | | 0.11 | K/W |
| Module | | | | | | |
| L_{CE} | | | | 20 | | nH |
| $R_{CC'+EE'}$ | res., terminal-chip | $T_C = 25^\circ\text{C}$ | | 0.7 | | m Ω |
| | | $T_C = 125^\circ\text{C}$ | | 1 | | m Ω |
| $R_{th(c-s)}$ | per module | | | 0.014 | | K/W |
| M_s | to heat sink (M5) | | 3 | | 5 | Nm |
| M_t | | to terminals (M6) | 2.5 | | 5 | Nm |
| | | | | | | Nm |
| w | | | | | 900 | g |
| Temperatur Sensor | | | | | | |
| R_{100} | $T_C=100^\circ\text{C}$ ($R_{25}=5\text{ k}\Omega$) | | | $493 \pm 5\%$ | | Ω |
| $B_{100/125}$ | $R_{(T)}=R_{100}\exp[B_{100/125}(1/T-1/T_{100})]$; $T[\text{K}]$; | | | 3550 $\pm 2\%$ | | K |



GD

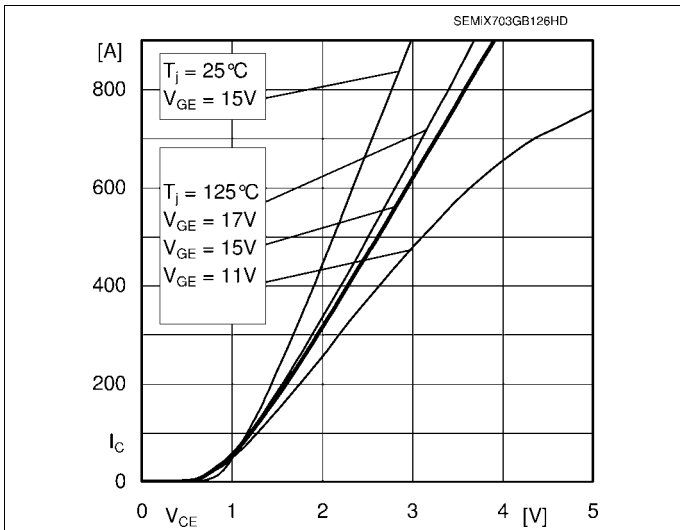


Fig. 1: Typ. output characteristic, inclusive $R_{CC'+EE}$

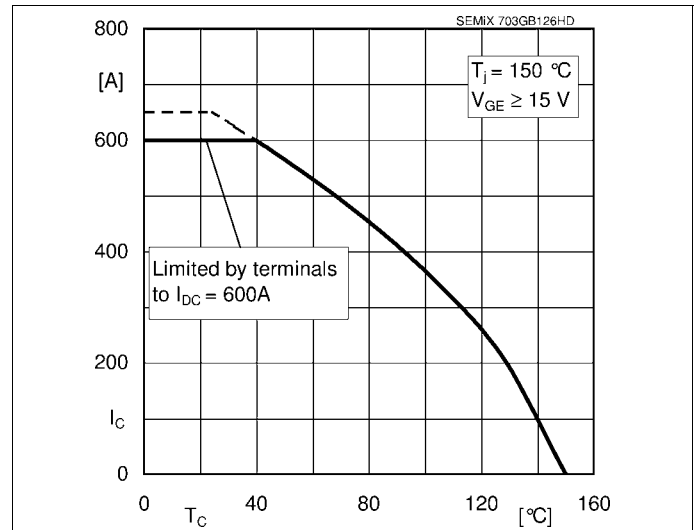


Fig. 2: Rated current vs. temperature $I_c = f(T_c)$

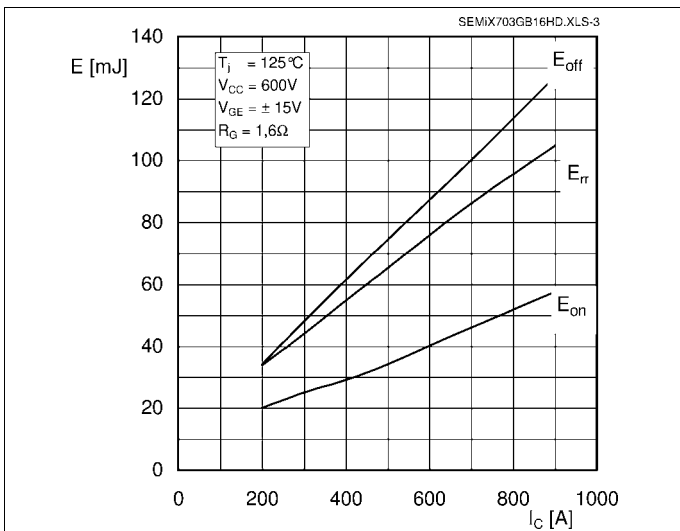


Fig. 3: Typ. turn-on /-off energy = $f(I_c)$

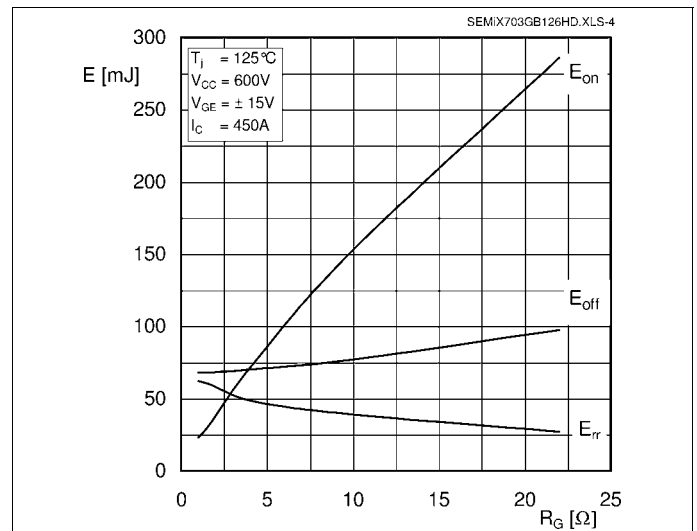


Fig. 4: Typ. turn-on /-off energy = $f(R_G)$

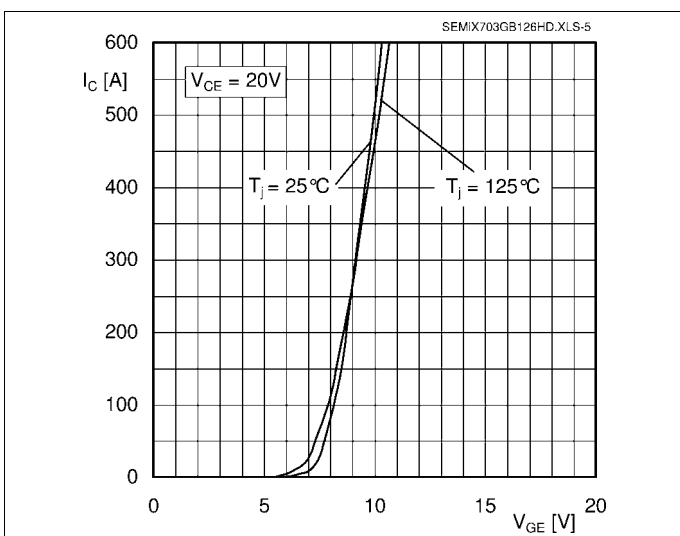


Fig. 5: Typ. transfer characteristic

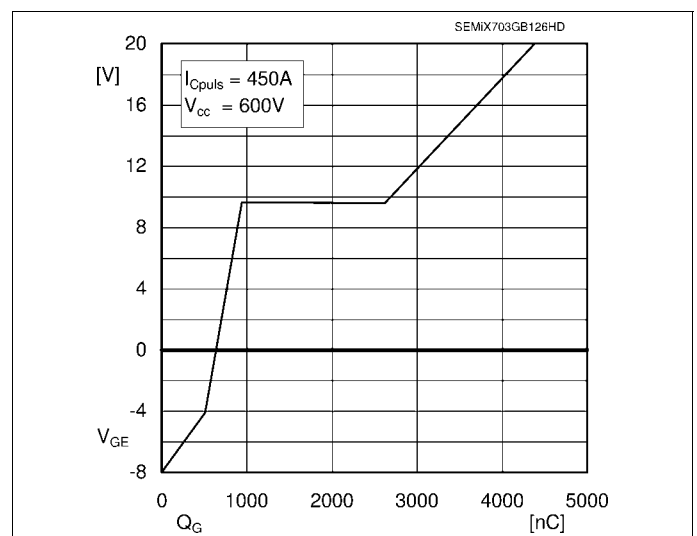


Fig. 6: Typ. gate charge characteristic

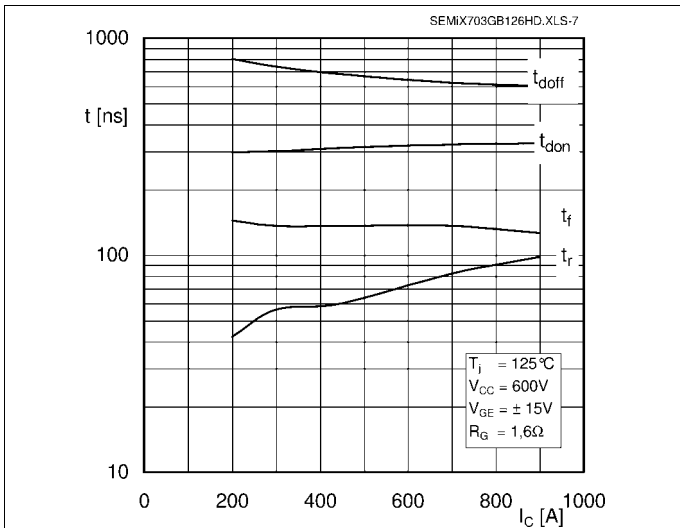


Fig. 7: Typ. switching times vs. I_C

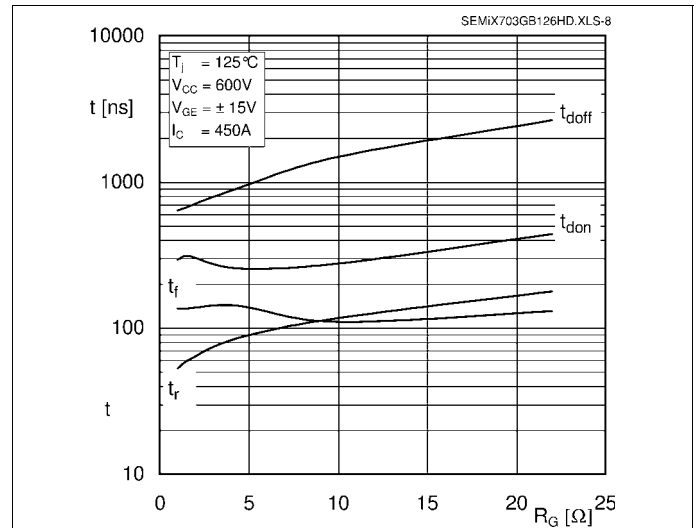


Fig. 8: Typ. switching times vs. gate resistor R_G

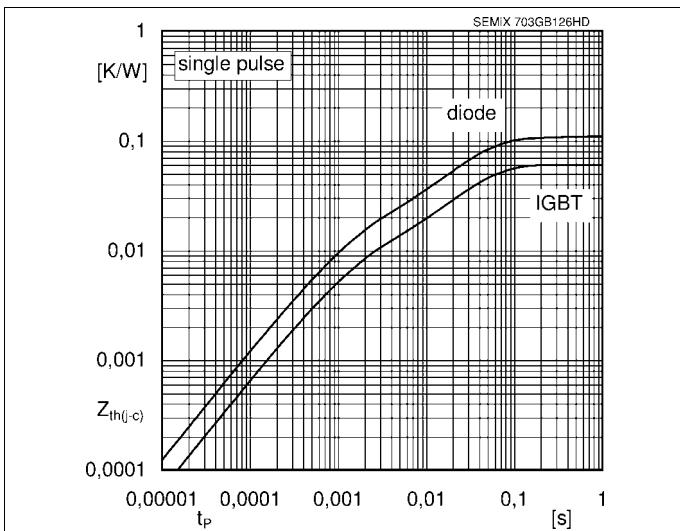


Fig. 9: Typ. transient thermal impedance

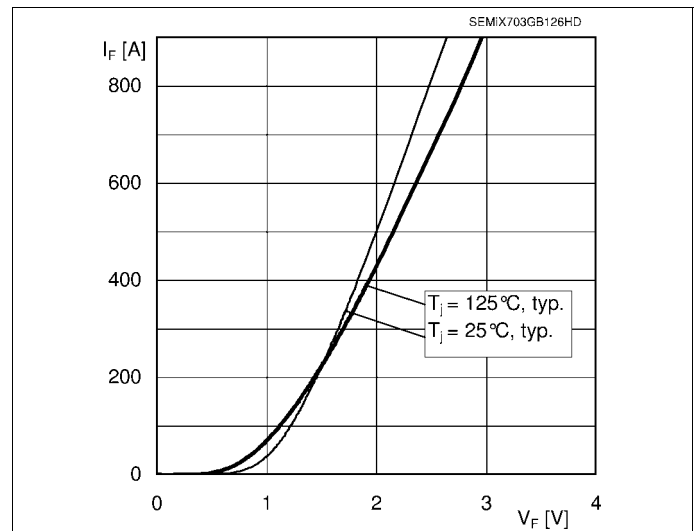


Fig. 10: Typ. CAL diode forward charact., incl. R_{CC+EE}

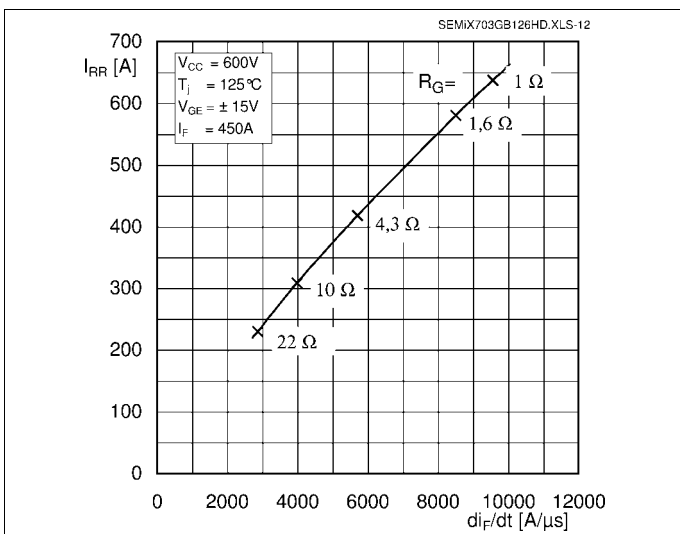


Fig. 11: Typ. CAL diode peak reverse recovery current

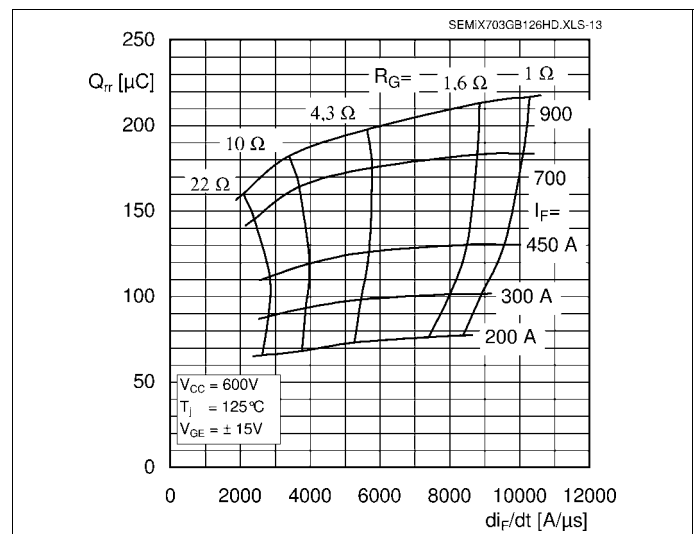
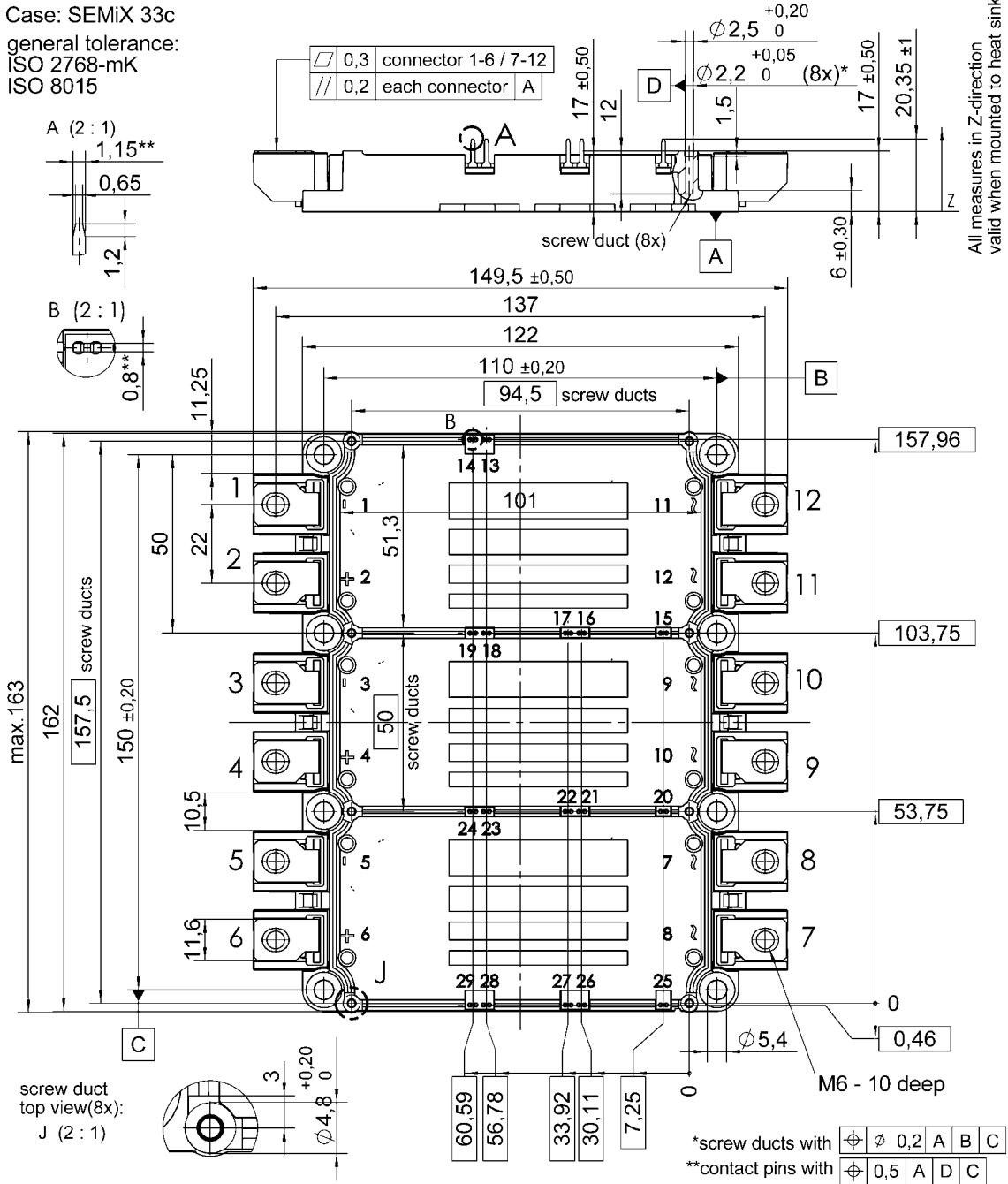


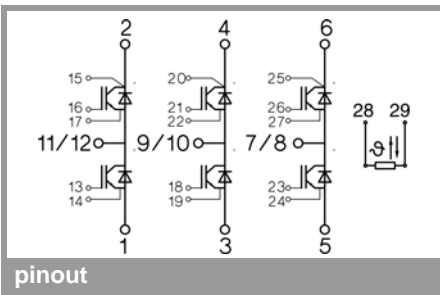
Fig. 12: Typ. CAL diode recovery charge

SEMiX703GD126HDc

Case: SEMiX 33c
 general tolerance:
 ISO 2768-mk
 ISO 8015



SEMiX 33c



This is an electrostatic discharge sensitive device (ESDS), international standard IEC 60747-1, Chapter IX

* The specifications of our components may not be considered as an assurance of component characteristics. Components have to be tested for the respective application. Adjustments may be necessary. The use of SEMIKRON products in life support appliances and systems is subject to prior specification and written approval by SEMIKRON. We therefore strongly recommend prior consultation of our personal.